



the system bomber

*The Tactical Advantage*

**POISON PEN**

**NUMBAH FIVE- TWO DOLLARS**

**FUCK THE SYSTEM- SAVE YOURSELVES**

**DROP 'EM!**

• Gun permits plunge as NYPD cracks down

**NEW ID MADE EASY**

**DRUG TEST DEFEATS**

**SURVIVAL BARTERING**

**140 IMPROVISED WEAPONS**

**AND USUAL DIRTY TRICKS**

**TO LIVE FREE BY**

**AT THE END OF YOUR ROPE?**

**The Quest for Survival**



"Ideas are more dangerous than guns. We wouldn't let our enemies have guns, why should we let them have ideas?" -- Stalin


**WHAT YOU DON'T KNOW,**

**WILL ALWAYS HURT YOU!**

POISON PEN

All research, writing, typing, and layout done by Dr. Malicious  
All pen artwork and poetry by Rev. Doom  
Everything else plagiarized by Dr. Malicious (we dare you to try to sue us for the millions we don't have)

Thanks to following for inspiration and keeping us away from the undertaker-  
The almighty Goddess, first and second amendments (enjoy 'em while you still can), all the outcasts, punks, hobos, crackpots and other assorted losers we hang out and travelled with (Nyc, Philly, SF, Mpls, Arizona, Mexico, etc.), Milwaukee's Best Ice, half gallons of cheap vodka, massive amounts of malt liquor, Montreal PCP (as least those Canucks are good for something), temp agencies still stupid enough to hire us, states with still \$2 smokes, food stamps and the blackmarket that trades cash for them, history channel, south park, Xena and Seven of Nine (we give up our guns to sack with them), the Chinese (for inventing gunpowder), all that lo-tech noise we call 'music', and finally the NYPD (since shooting that poor soul 19 times you pissed off enough people we can finally boot out that sack of shit running this city).



ASSASSINS DO IT  
FROM BEHIND

For people who like the smell  
of napalm in the morning


## Advice for Taxing Times



### DISCLAIMER

Neither the author nor the publisher of Poison Pen assumes any responsibility- this is including but not limited to criminal prosecution, property damage, civil liability, personal injury, or even death (yep- you read right) resulting from the use or misuse of any information contained herein (in fact forget we even exist)! All information is presented for educational or entertainment **ONLY**. Anyone questioning the safety or legality of any activity herein should consult a second professional opinion. You have been warned!

(E) Anti-copyright 2000. No rights reserved. All items within this publication may be reprinted with or without permission although credit would be appreciated. In fact the doktor encouraged you to re-print this and leave it in sweet places like catholic schools, country jails, homeless shelters, college libraries, welfare offices, trendy bars and clubs, and as always all fine fast food restaurants.



## DRIVIN' US MAD

*"Because you are no part of the world, . . . the world hates you."*

### MILLENNIUM MADNESS GOES BUST

The Y2K hysteria bullshit has came and gone not with a bang but with a whimper and a very wimpy one at that. The prior year everyone was freaking out about computer malfunctions causing blackouts, plane crashes, financial collapse, blah, blah, blah. However, after a drunken New Year's Eve and a fight with the sidewalk- what happens?? Nothing! Absolutely fucking nothing!! Not even a mini-riot in New York. The most pathetically chaotic thing that happened was a bunch of third rate arab terrorists got busted trying to smuggle a truckload of nitroglycerin over the U.S./ Canadian border. When I came back from traveling around for almost a year two days before New Year's Day, I amazingly discovered I had a whopping \$450 worth of credit on my NY food stamp card! So what did I do? On New Year Eve some friends and I brought \$450 worth of food! Who knows, the card might not have worked the next day. Besides, I ate good and got to stay rent free at the house for a while. Actually- I was hoping something interesting would have happened, like the FBI's NCIC system crashing resulting in mine and some good friend's criminal records getting erased. Oh well, better luck next time.

An interesting book I finished called 'Life in the 1900's' showed how daily life was in that time. It drives home the point that only within the past 100 years out of 6000 odd years of humyn civilization (a term I use very loosely since there're still a bunch of idiots out there trying to put each other heads out but with handguns instead of clubs and spears) we enjoy the modern technology that exists today. It even had a recent survey of which technology that people said they couldn't live without. It ranged from the practical (telephones and radios) and convenient (tampons and condoms- hey can't blame the guys for not wanting to breed or the ladies for not wanting to bleed unnecessarily) to the frivolous (hairspray (!) and deodorant (ever hear of baking soda?) and the environmently destructive (automobiles). Obviously, only a mentally eviscerating thing like television could had made number one in this survey, which it did! Personally, my choice would've been a stereo system. The doktor can live without Jerry Springer but NOT Black Sabbath! My main point is we don't need all the trappings of the modern western world to have a content way of life. If one has the right attitude encompassing the will to live with the ability to think rationally and adapt to many situations (pleasant and unpleasant) one can overcome anything. A little piece of wisdom a Nazi concentration camp survivor told me one time.

Well, it's been a long time since the last issue of Poison Pen- almost three years but the doktor is back for another. Why the long hiatus? It is was a combination of the preoccupations and complications of day to day living plus a dash of just plain sloth. During that time I gathered much insight into the survivalist philosophy. Usually just by observing and associating with different subcultures which practice by neccessity the skills we emphasize here from SF gutterpunks and east coast squatters to freighthopping hobos and southwestern native americans. At the same time I've have seen direct contradictions of the same, from overdoses and suicides to preventable accidents (one guy burned to death smoking in bed, while another drowned trying to swim while blacked out, etc., etc.). Most of the victims of this were for the most part good people whom lives were wasted. I try not to imitate whatever bought them down and learn from their mistakes, lest their deaths be in vain.

We at the NSF realize that now multi-adaptability is paramount. We will prepare, blackmarket, hide, flee, defend, group, loot, ambush, forage and scavenge as necessary. We urge you to do the same. However, this is not an excuse to become monsters! The day you see us raping and pillaging like Milosilevic's butchers in Kosovo, please shoot us. We'll deserve it. Violence against property is acceptable. Violence against individuals excluding self-defense is not. While, it seems it's not the end of the world as we know it yet and diaster follows no timetable like a passenger train, its warning signs are frequently noticable. Try to keep your eyes open and your mind alert for those signs. Amen.

DR. MALIKIRTH

-Direct inquires, letters, death threats, hate mail, bullets with our names on them, and other contributions to our world headquarters- Nihilistik Survivalist Front, c/o D.M. Santiago, 1870 Schieffelin #5E, Bronx, NY 10466, U\$A.



"If anyone disagrees with anything I say, I am quite prepared not only to retract it, but also to deny under oath that I ever said it." --T. Lehrer

## PRECARIOUS POST DEPT.

### COMMUNICATION FROM THE WINDY CITY

Dear Mr. Santiago:

You still in business? Enclosed \$3.00 for anything you got- most particularly armaments and survivalism.

Your article on radio security was very good. You mentioned not using too powerful a signal as it interferes with other transmissions. I seem to remember a kid in high school who built a linear amplifier out of an old television and attached it to his ham radio. He got a visit from the FCC as it was cutting through radios, public address systems, TV's, and even phone lines (wonder what it would do to cellular phones and signal intelligence) of one would never want to build such a device or circulate plans for it. Most particularly one would not want to operate it in high density/ high income neighborhoods where it would cost mucho dinero in advertising/ business communication dollars. I absolutely would not want to know anything about how to construct such a device, and positively do not condone or advocate for such a device TO LARGE NUMBERS OF PEOPLE who may not appreciate the benefits of our corporate/ consumerist state.

By the way I recently constructed a very fine space blanket by fixing space aluminum foil to an old comforter I salvaged from a dumpster. I used two cans of elmers glue spray on and am quite pleased with the results.

I have also constructed a self-defense item from a 'water blaster' pistol with a reservoir tank. I filled it with a mixture of ammonia in which I steeped jalapenos peppers (highest concentration capsicum) and then strained it. Of course this is particularly dangerous and probably illegal as it can cause damage to tissue and membranes. One can mix instead one's own high power hot sauce out of vinegar and various peppers, mace, cloves, etc. on the other hand the advantage of using taking down your initial target the fumes will clear out a barroom of Hells Angels on methadrine. One may want to keep face covering or a respirator and goggles handy- this is actually less conspicuous then one would think if you maintain a blue collar persona. By the way you will want either a high quality 'water blaster' that doesn't leak or wear rubber gloves (again less conspicuous on proletarian types such as myself). Believe me, even hot sauce can be painful on exposed skin. Alternately one can seal all joints except the trigger with crazy glue. This makes 'reloading' pretty tricky but still possible. Of course, there are nearly limitless possibilities as to your fluids with many different results but again, I would advocate or condone anything illegal, immoral, or dangerous. Also while much of the materials necessary are available from salvaging (dumpster diving) when one gets ones materials 'store bought' one should never ever shoplift- such activities are costing american business billions and we should all band together and make sure we never inflict such losses on our benevolent corporate masters. Of course, one should also make sure ones vendors pay all local, state, and federal taxes. There is widespread tax evasion in urban area particularly among small 'mom and pop' retail stores. I have even heard of some people forming special religious co-op's entirely to abuse the 501 (3)c tax exempt status- terrible! I am so disturbed by this- imagine if large numbers of people engaged in such acts of 'economic subversion' why the entire state/ corporate structure would collapse... where would we be then? It has also come to my attention that many people order things through the mail they don't pay for! Awful. Some people actually order stuff to people they don't know. I think such behavior is reprehensible and probably shouldn't be discussed in polite conversation.

Sincerely,  
KDW. aka- Brother Mongoose, KATS  
Chicago, IL

BY THE WAY- OUR DISCLAIMERS WERE NOT  
WRITTEN TO INFORM YOU BUT TO PROTECT US!



# I've Met the Enemy, and It Is Us

## A TIME FOR TREASON

It was in the early 1980s, while studying punk rock and its subculture, that I first became interested in the millennial myth. In the punks' disdain for the values of the dominant culture, I had discovered a worldview that was strangely apocalyptic. The punk look—black, torn, disfigured, a montage of fashions and styles—was the look of mass destruction. It was what everyone would be wearing after "they" dropped the "big one." Punk faces made up in the gaudy and grim starkness suggestive of death itself became the famous punk "faces of doom." Through their music and in their art, the punks rendered the entire social and value structure of modern society as repressive, decadent, and obsolete.

Survivalism provides a modern avenue for the symbols and meanings of the millennial myth to be reproduced and redefined. In certain ways survivalism reflects the severe downside of the millennial myth. Like the nihilism of punk, the survivalist philosophy speaks of mass destruction and mass death. It is not interested in reforming the system. The collapse of civilization is imminent, so why bother? It does, however, offer a plan of action—a kind of "redemption" or "salvation"—in the manner of surviving the great destruction of the current order and living on to begin again. The process evolves from a secularization of otherworldly apocalyptic elements into a self-salvationist credo based in this world. Salvation will come to those individuals and groups who have honed the "survival-of-the-fittest" instinct and ideology. The motto of the survivalist might as well be, "God helps those who help themselves." Survival may not in the hands of the savior but in the preparations of the individual. In this sense survivalism is "post-tribulationist" in that survivalists don't believe that "the elect" or "the meek" will be raptured up into the clouds in some mass disappearing act before the return of Christ. Most are not counting on the Second Coming of Christ to bring them salvation anyway, at least not in the near future. Instead, they busily prepare for their physical security and survival during the times of tribulation to come. And if the Messiah does arrive, then they'll be there to greet him.

### ANTISOCIAL PERSONALITY DISORDER:

Fuck World Peace.

Visualize my foot up

your hippie ass!

## We treat all dirt like scum.

Even the Neo-nazi's like Poison Pen!  
Read their review below.

Poison Pen D.M. Santiago, Poison Pen; 1870 Schiefflin #5E; Bronx, N.Y. 10466; \$1.25 OK—Mr. Santiago is a left-wing epic—but at least he (it) is an anarchist—ultimately the only philosophy free, white males should embrace. Lots of great information from Survivalism on the cheap (how to dry your own meat, making pemican) to making your own weapons—again, on the cheap. Also, the artwork is truly psychotic—he (it) probably doesn't take his medication either! Also, like me he has an 'Anti copywrite' and strongly encourages people to use his stuff. Buy it, subscribe—worth three times the cover price!

## ALL THE ARMS WE NEED



### NIHILISTIK SURVIVALIST FRONT

# NO PEACE FOR THE FALSE MESSENGERS!

Ah... year 2000 is presidential election year and as usual the choice of abysmal candidates- asshole #1 (Bob Dole) or asshole #2 (William Bush) don't exactly have me running out to register to vote. But there is a bright lining to this politikal dark rectum. We get to rid ourselves of that anti-gun, womanizing, GATT-importing motherfucker. So to celebrate the end of the Clinton era- here is some humor we'd like to share.



What is the difference between Bill Clinton and Jane Fonda?  
Jane Fonda went to Vietnam.

Q: What does Bill say to Hillary after having Sex?  
A: "Honey, I'll be home in 20 minutes."

Bumper Sticker:  
2 terms for Clinton: One in office. One in jail.

"Chelsea is very upset because she thinks she has the ugliest room in the entire White House; I want something done about it immediately!"

"Yes Sir, Mr. President," the interior decorator replies. "I'll take those mirrors out right away!"

How many members of the Clinton Administration does it take to grease a car?  
Only one if you hit 'em right.

Bill and Hillary are at the first baseball game of the season. The umpire walks up to the VIP section and yells something, and suddenly Clinton grabs Hillary by the collar and throws her over the side and onto the field. The stunned umpire shouted,  
"No, Mr. President! I said, 'Throw the first PITCH!'"

**News Flash!**  
While the President was jogging this morning, an irate citizen threw a can of beer at him.  
But he wasn't hurt. It was a draft beer, so he was able to dodge it.  
Clinton is looking out of the window and he notices that someone has urinated the message, "BILL SUCKS!" on the White House Lawn.  
Furious, he orders the FBI to take urine and handwriting samples from every member of the White House staff and find the culprit immediately. A week later, the FBI director calls.  
"Mr. President, I have good news and bad news," he says. "The good news is that the urine belongs to Bob Dole." "And the bad news?" Clinton demands. After a slight pause, the director replies,  
"Sir, eh, eh, the handwriting belongs to your wife!"

What do you get when you cross a crooked politician with a dishonest lawyer?  
Chelsea!

McDonalds has just announced a new menu item:  
The "McClinton". It's half the beef at double the price.

**JACK KEVORKIAN FOR WHITE HOUSE PHYSICIAN**



## URBAN WARFARE DEPT.

### 140 MAKESHIFT WEAPONS

How many times have you watched a horror movie where a terrified woman is running away or hiding from a homicidal maniac? Now look at everything around her and try to spot how many of these things could be used as a weapon. Unfortunately, she usually never uses any of them (if she did the movie would be over in five minutes!) and just meekly awaits her demise. However, this need not be case- in any given home, car, or public place there are dozens of objects that can be converted into self-defense weapons which we will point out in the following listing. Keep in mind that we define a makeshift weapon as anything that will distract or hurt your aggressor long enough (a few seconds to a half minute in most cases) to either 1) escape and get help or 2) find a bigger or better weapon to finish them off.

**ALARM CLOCK-** Swing by the power cord at the head and face

**ASHES-** Throw into the eyes

**ASHTRAY-** Smash at the temple, nose, throat, wrists, and base of skull

**AXE/ HATCHET-** Strike at the side and back of skull, backbone, above hips, and solar plexus

**BARBED WIRE-** Use as a garotte or rope around the arms or legs tightly

**BASEBALL-** Throw at enemy or smash vital areas

**BASEBALL BAT-** Spin it at enemy's shins or sling at vital areas

**BELT-** Whip at the temples, jaw, chin, nose, neck, kidneys, and floating ribs

**BEER CAN-** If unopened, shake it up and pop the top in the face. Then rip can in the half and jab them in their face

**BICYCLE-** Pick it up by center of handlebars and back of seat. Turn it around fully and fling it, sprocket first in the face. Afterwards, deliver a kick in the groin.

**BICYCLE CHAIN-** Whip it as a flail striking at vital areas

**BICYCLE PUMP -** Use it as a nightstick or pour bleach into the pump and blow it in the face after hitting them

**BLEACH-** Throw some in their eyes and nose

**BLENDER-** Remove the blades from the blender and use it to slash them

**BOILING WATER-** Throw it in the face then hit them with the pot

**BONE-** If it's the turkey, cattle-sized or bigger use as a club

**BOOKS-** Use large, hardcover flat books as a shield against knife and fist attacks or deliver blows to arms, neck, collarbone, head, and face.

**BOOM BOX-** Hit them in the head, face, solar plexus with it. Also makes a good shield against a knife

**BOTTLE-** Club opponent in the head or face or break it and stab him

**BRICK-** Tie a rope around the brick and swing it at them. Can also be thrown or smashed on the head.

**BROOM-** Use it like a bayonet, thrust handle portion into solar plexus, throat, and deflect knife attacks.

Also straw end could be set on fire and jammed into the face.

**BUTTOCKS-** If held from behind, bend down, jerk their ankle up, and spill them on their back. Then violently drop your weight on their chest, ass first of course.

**CAMERA-** Strike them in the head with the lens portion or if it has a huge zoom lens use it as a club.

**CANDLE-** Any candle 10" or larger makes a good club.

**CANE-** A cane with a hooked handle can be used to beat the skull and hook the ankle, neck, or groin.

**CANNED FOOD-** Put the can inside a bag, sack, or sock. Tie the bag closed and use it as a club.

**CARABINER-** Use it as you would brass knuckles. Aim for the nose, jaw, ears, and hands.

**CASE OF BEER-** This one's from personal experience. After buying a case of beer, some stranger gave us a ride then pulled a knife on us. I beat him senseless in the head with the unopened case. A 24 pack of brews also makes a good shield against fist and knife attacks.

**REJOICE NOT IN THINE ENEMY'S FALL-  
BUT DON'T PICK HIM UP EITHER!!**



**CAT-** If it's not declawed throw the cat in their face (the cat will instinctively grab on their face with ten nice sharp claws) and then kick them in the groin.

**CB RADIO MICROPHONE-** Swing it at vital areas or use it as a garrote

**CHAIN-** Fold it double and swing it like a flail

**CHAIR-** Thrust chair legs into groin or solar plexus or it as a shield against a knife.

**CIGAR-** If lit burn cigar into any exposed skin especially the face, necks, hands, or groin.

**CLEANER-** Throw the Comet or Ajax cleaner in the eyes.

**CLEAVER-** Grab a nice big one and chop away at their face, throat, arms, hands, and legs.

**CLOTHESLINE-** Use as a garrote to choke them.

**CLOTHESPIN-** Pinch at the nose, ears, fingers, genitals, or breasts.

**COAT-** Use it as a shield against knife, club, or chain attacks.

**COFFEE-** Throw the hot coffee in their face first then smash them in the temple or solar plexus with the mug.

**COMB-** Use a steel rat-tail comb and use the teeth to slash the face or the tail to stab the throat or face.

**CROWBAR-** Strike with the claw size at the temple, face, throat, and hands.

**DARTS-** Throw at them or clench in your fist and punch away.

**DEODORANT SPRAY-** Spray in their eyes or put a lighter in front to make a flame thrower.

**DIRT-** Throw it in their eyes

**DIVING KNIFE-** Use blade to chop, stab, or slash and club them with the handle

**DRAIN CLEANER-** Throw it in there eyes, nose, or mouth.

**DRAWER-** Fling it at them like a frisbee.

**DRINKING GLASS-** Use the bottom to hit them in the nose, teeth, jaw, collarbone, and temple.

**DRILL-** Drill at their face, eyes, neck, ear canals, hand, and groin.

**ELECTRIC FAN-** If plugged in, direct at the face, fingers, or groin. Also can be used as shield against knives and clubs.

**ENEMA SYRINGE-** Ram it up his nose or ear canal.

**EXTENSION CORD-** Use it as a garrote or to electrify metal objects.

**EYEGLASSES-** Fold them up in your fist and use them like brass knuckles, use corners to strike temples.

**FACE TOWEL-** Tie a bar of soap inside it and use it as a club.

**FAN BELT-** Whip it at his head, face, hands, and chest.

**FILE-** A needlepoint file can used to pierce the eyes, throat, neck, solar plexus, under the chin, or up the nostrils.

**FILLETING KNIFE-** Slash at the hands, wrists, face, and neck.

**FINGERNAILS-** Claw at the face and neck or gouge at eyes and throat.

**FIRE EXTINGUISHER-** Discharge it in his face or use it as a smoke screen. To make a spear gun with a carbon dioxide extinguisher, stick a sharp rod in the tube and discharge it. Extinguishers also make great club.

**FISHHOOK-** Hook into and rear at any exposed skin especially face, neck, and hands.

**FLASHLIGHT-** Use the big D-cell flashlights as a club.

**FLASHLIGHT BATTERIES-** Fill a sock with D-cell batteries and use it as a club.

**FORK-** Stab at the face, neck, solar plexus, hands, and groin.

**FROZEN FOOD-** Frozen food is usually hard as a rock. In a real life case a man was bludgeoned with a 10 pounds of frozen salami producing a wound requiring 55 stitches. Similarly, at a barbeque we observed someone getting slugged with a frozen T-bone steak which cost him a couple of teeth.

**GARBAGE CAN LID-** Use it a shield against attacks or throw it like a frisbee against their shins.

**GLASS-** Take a 3 inch wide shard, wrap the hilt with cloth and stab them under the jaw.

**GLOVES-** Fill it with rocks, gravel, sand, or pennies and slug them with it.

**GOLF CLUB-** Use it as a club stupid!

**GUITAR-** Use it a club or take out strings and strangle them with the strings.

**IF THE ENEMY IS IN RANGE- SO ARE YOU!!**

**HAIRBRUSH-** Rake bristles across their eyes. Use the sides to strike the heck and temples. Hammer at the skull and ribs with the handle.

**HAIR SPRAY-** See Deodorant Spray

**HAMMER-** Use it as a club, except strike claws first. This delivers more pounds per square inch of pressure resulting in greater damage.

**HARD HAT-** Use it as a shield or strike him with the visor.

**HATPIN-** Shove it in his eyes or ear canal.

**HEAT GUN-** If it's on, direct towards any exposed skin or hair then hit them with gun.

**HOE-** Lunge into their throat or stomach.

**HOSE-** Use it as a whip or if it has a nozzle a flail.

**HUBCAP-** Use it a shield or smash it flat on their head.

**ICEPICK-** Stab them in the eyes, top of skull, throat, or kidneys. Also can rammed up their noses or ear canal.

**INSECTICIDE-** Spray it in their eyes, nose, and mouth.

**IRON-** If its hot makes a good shield. If cool give a blow to the head with point or swing it by the cord.

**JACK-** Use it as a club; swing at the head, chest, kneecaps, and neck.

**KEYS-** Slip it between your fingers and jab it in their eyes and face.

**KNITTING NEEDLES-** Jab at their face, hands, and chest.

**LAMP-** While keeping the lamp plugged in charge at them bulb first.

**LIGHT BULB-** Clasp in hand and hit them in the face with it.

**LIGHTER FLUID-** Squirt it on their skin and clothes then throw lit flame on them. Also if you're really want make an intimidating effect place the fluid in your mouth and blow it out at them while holding a lighter a foot in front of your face (a.k.a.- fire breathing).

**LUG WRENCH-** Throw it at them or bludgeon their head with it.

**MIRROR-** Use the face mirror as a club.

**MOUThWASH-** Gargle some and spit it in their face then hit them with the bottle.

**NEWSPAPER-** Roll it up, swat at incoming punches and jab with ends in groin, ears, eyes, throat, and solar plexus. Also newspaper could be rolled, flexed and held like brass knuckles to strengthen punches.

**OVEN CLEANER-** Spray it on their skin, eyes, and face.

**PADLOCK-** Clasp in a fist and use as brass knuckles or even more lethal attach a rope or chain to the lock and swing at their head, face, and hands. A padlock and chain is a street punk favorite. Also known as "Smileys", why it's called that we have no idea. We have seen these in action cause serious injury and if you ever get hit with one you will NOT be smiling!

**PAINT-** Spray Krylon or throw a bucket full in the face.

**PEN-** Jab at eyes, throat, ear canals, and temple. Pencils and penlights can be used the same way..

**PEPPER-** Sling it in their face then hammer the head with the shaker.

**PICTURE FRAME-** Slam it on his head or throw it.

**PILLOW-** Use it to block a knife or fist attack.

**PING PONG PADDLE-** Deliver a chop to the neck, head, and collarbone with the edge.

**PISS-** You could piss in a cup and throw in his eyes or piss in a bottle and throw it at him. Also there's the favorite of NYC squatters- a big bucket of weeks old piss!

**PLIERS-** Pinch and crush the lips, nose, balls, or the windpipe (this can kill!)

**POKER-** Use it a club striking the head and limbs. Can also be used as a bayonet.

**POOL BALL-** Throw them at their face.

**POOL CUE-** Use as lance, heavy end first. Ram into stomach, solar plexus then swing at head and ribs.

**PURSE-** Load with heavy objects and swing like a mace or use to block attacks.

**RAKE-** Swing at the face

**RAZOR BLADE-** Slash at face, wrist, and neck.

**ROCKS-** See Bricks

**SOME PEOPLE ARE ALIVE ONLY BECAUSE-  
IT'S ILLEGAL TO KILL THEM!**



**ROLLING PIN-** Makes a great club, ask any pissed off housewife.

**RUG-** Use it like the coat before mentioned or pull a Tom and Jerry, jerk it out from under their feet.

**SANDER-** Charge at them and attempt to abrade any exposed skin.

**SAUCER-** Strike face and neck. Holding edgewise.

**SAW-** Slash at the face, neck, and hands.

**SCISSORS-** Jab at the eyes, neck, and temple.

**SCREWDRIVER-** Hold handle to stab at a vital areas or hold shaft for clubbing.

**SHIT-** Can be smeared on stabbing or cutting weapons to increase potency. They could be distracted if you could take a shit in a plastic bag and throw it in their face.

**SHOES-** Throw or use as a club, especially if they are high heel. Strike in it head, face, and neck with the high heel.

**SHOVEL-** Use blade to thrust and chop then deliver a blow with the flat side.

**SIDEWALK-** Throw them on the concrete and then smash their head repeatedly in it.

**SILVER DOLLARS-** Put them in a bag with a rope and swing it like a blackjack.

**SKATEBOARD-** Strike at his temple, nose, throat, hands, collarbone, and shins.

**SKI POLES-** Use as a lance or strike at head, arms, and chest with side and downward blows.

**SMOKING PIPE-** Holding like a gun, jab it in the eyes or grasp the stem and hammer on sensitive areas.

**SOLDERING IRON-** Clench it in your hand and drive it into the face, neck, solar plexus, and hands.

**SPEAKERS-** Pick up and strike at his head, chest, or use as a shield.

**SPOON-** Use it to glove eyes or sharpen it into a knife.

**STEAK KNIFE-** Use it to slash at wrists and neck, stab at chest, or hammer blows into the shoulder and head.

**STAIRWAY-** If going up the stairs pretend to trip, kick him HARD in the groin backwards, and leap on him feet first. If going down, suddenly drop down on your heels and jerk his feet out from under him high.

**TEETH-** Attack at fingers, ears, nose, lips, throat, and sinus.

**TELEPHONE-** Detach it from the plug and swing it like a bola.

**TENNIS RACKET-** Give a chopping blow with the edge or jab handle into the abdomen or throat.

**TOILET BRUSH-** Brush end into eyes and use end of handle to hammer blows to the jaw.

**UMBRELLA-** Jab at the throat, face, and solar plexus.

**WALL-** Grab his head and ram it into the wall.

**WATCH-** Slip over your knuckles and punch away.

**WINDOW SHADE ROLLER-** Use it as a club or a lance.

**WRENCH-** The bigger it is, the better. Strike at the head, ribs, neck, groin, and kneecaps.

**YO-YO-** Throw at their head, swing or hammer at vital areas with it.

**BATF= BUREAU OF ASSHOLES TRYING TO BAN FIREARMS**



# Boy, arsenal hold off cops

By STEPHEN MCFARLAND  
and JAMES RUTENBERG

Daily News Staff Writers

A 13-year-old New Jersey boy turned a sleepy suburb into an armed camp with a mini-arsenal that included 30 guns and bombs, police said yesterday.

The boy — known on his quiet Bogota, N.J., block for showing off guns — held off cops for more than half an hour before surrendering Sunday night, police said yesterday.

"There was enough [explosive material] to blow up the whole block," said Ridgefield Park Police Sgt. Tom Connors.

The stand-off began when the slightly built youngster — not identified because of his age — allegedly punched his mother, Lorraine Cianfrone, and then barricaded himself in his room with a loaded gun.

He shouted obscenities at his mother and at the officers during the 45-minute siege.

Cops thought they could get him to surrender by putting him on the phone with his dad, who lives in Missouri. But that backfired when the father told the teen not to cooperate, said Connors.

"He kind of hindered instead of helped," Connors said. "He was telling the kid not to open the door for us."

Connors said the stand-off with the hysterical youth was "one of the scariest things" he'd seen as a police officer.

When the teen finally indicated he would surrender, cops grabbed him as his "skinny arm" reached through the

slightly opened door to place a rifle in the hallway, Connors said.

"I tell you, he wasn't 60 pounds soaking wet," said Connors.

The boy was charged with possession of 21 rifles, seven handguns, two pipe bombs, explosive canisters attached to fuses, a gravity knife and a butterfly knife, said Jeal Sugarman, a Bergen County assistant prosecutor.

Other weapons included Chinese throwing stars, assorted knives, two police-type batons, a crossbow and a flare gun, Sugarman said.

The boy's mother told police he was a crack shot and that his father had hoped to enter him in the Olympics as a marksman when he was 9, but she felt he was too young, Connors said.

Bogota police said the guns apparently belonged to the parents. The mother had a firearms permit. No charges were considered against the parents, police said.

Residents of normally quiet Larch Ave. near the boy's large white frame house said the youngster had access to firearms from the time he was 7.

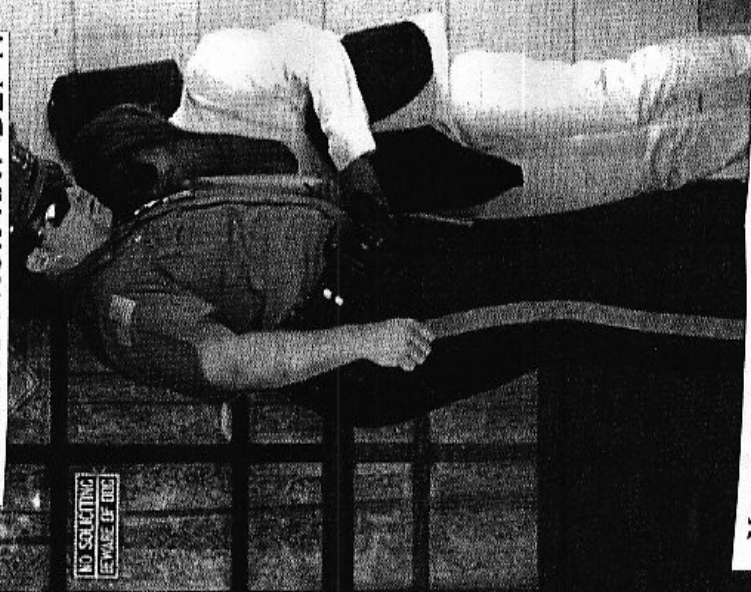
Dave Horn, 49, said he wouldn't allow his son Jonathan to play with him.

"Basically, I didn't want to come home and find out he'd blown up my house because he got in a fight with my kid," said Horn, a contractor.

"He thought he was tough. He knew he couldn't beat people up, but he thought because he had guns he was tough," said James, 11, a youngster who knew the boy.

PACKING PACK RAT DEPT.

NO SMOKING  
FIRE-MADE BY DEPT.



YOUR NEIGHBORS ARE THE MOST  
DANGEROUS PEOPLE YOU KNOW!

**AFTER SIEGE:** Lorraine Cianfrone is helped out of house by Bogota, N.J., police officer after her son was charged with illegal arms possession. Boy locked himself in his room with arsenal of guns, knives and explosives, but he gave up before anyone was hurt.

MICHAEL SCHWARTZ

# Money problems?

MAKING A DEAL WITH THE DEVIL DEPT.

## ALTERNATE ECONOMICS OF BARTERING

Throughout history during hard times such as war, runaway inflation, rationing, or just plain scarcity bartering becomes a way of life. After WWII when America occupied war torn Japan for example, soldiers could trade soap and cigarettes for thousands of yen. In addition, many people choose to barter in good times to do business off the books to avoid IRS harassment. Another excellent example of a barter culture is a prison. Here you can see inmates trading food, legal advice, commissary items, favors, and contraband using the common currency- cigarettes. Anything vital for survival or is mass produced and cannot be made easily without industrialization is valuable. Those in need of an important item will have five choices- do without, make it- if they can, buy it- but pay through the ass for it, steal it- dangerous in the long run, or barter for it. The one whom hoards barterable goods can in a crisis literally make a killing. Some ideas are listed below but the list can be unlimited depending solely on the demand of the market.

**FOOD-** This is numero uno! You can't do shit on a empty stomach! This includes most non-perishables like grains (rice, beans, popcorn, nuts); canned fruits, vegetables, and soups; gardening seeds, peanut butter, dry milk, yeast, flour, salt, spices, vinegar, sugar, candy, coca-cola, cocoa, koolaid, tea, coffee, honey, syrup, cooking oil, vitamins, soy-sauce, canned tuna (in oil), vitamins, chewing gum, and even cheesecloth and coffee filters.

**AMMO-** I listed ammo before weapons because they've been so many manufactured we aren't likely to run out for years. However, ammo gets used up. The most valuable calibers are .22LR for hunting, 9mm Parabellum for handguns, 5.56 and 7.62 NATO for assault rifles, 12 gauge buckshot for shotguns, and various other calibers (.38, .45, 30.06, .308, etc.) in case someone needs them. Also rifle bore cleaner, spare parts, web gear fit in this area. A warning with trading ammo- trade with people you trust only. The stranger you trade with today could come back and shoot you with it tomorrow.

**FIRST AID ITEMS-** People are always going to get sick and injured. These items include bandaids, antibiotics, ointments, gauze, first aid tape, rubbing alcohol, hydrogen peroxide, aspirin, ibuprofen, burn cream, antacid, anti-diarrhea pills, insulin and lindane (very important!), diagnostic gear (thermometers, stethoscopes, blood pressure meters), and surgical gear (sutures, forceps, hemostats, scalpels, scissors, syringes, IV bags).

**TOOLS-** This would include hammers, screwdrivers, ratchets, chisels, punches, saws, crow bars, nailguns, wrenches, pliers, vices, bolt cutters. Power tools such as drills, circle saws, screwguns, and chainsaws would be priceless. Hardware like nuts, bolts, washers, wire, screws, fuses, and nails (!!) would be very valuable. Ever tried making a nail? Unless you were a blacksmith it's nearly impossible and still it ain't easy.

**EARN CASH IN YOUR SPARE TIME- BLACKMAIL YOUR FRIENDS**



**FUEL/ CAR PARTS-** Remember that movie the Road Warrior or the recent Gulf War? Fuel is GOLD! This would include gasoline (with preservative added), kerosene, white gas, propane and cylinders, lampoil, naphtha, ethanol, methanol, lighter fluid, charcoal, firewood, motor oil, auto fluids (brake, transmission, anti-freeze), and axle grease. Also frequently replaced parts like fanbelts, air and oil filters, and spare plugs.

**BOOKS-** Try to keep a well-stocked library with reference books on survival, cookbooks, maintenance manuals, how-to manuals, medical texts, radio frequency guides, bibles (don't laugh-it's still the world's best seller), topographical maps, and even good fiction-it's entertainment that needs no electricity.

**SKILLS-** Knowledge is a very valuable commodity! First- once you have it noone can take it away. Second- when dealing with hostiles it can make you more valuable alive than dead. Offer to share your skills in exchange for things you need. Gardening, farming, medical, mechanical, trade, or electronic skills may be worth more than gold in many areas.

**HOUSEHOLD GOODS/ SUNDRIES-** This is the biggest list we have and while some may deem it unnecessary we'll remind them prior to industrialization most of these items didn't exist and even today in many third world nations this shit is very hard to come by. Try finding a 7-11 in the middle of Mongolia! Well here's the list- toilet paper, tooth brushes, toothpaste, tampons, disposable razors, dental floss (which can double for thread), baking soda, paraffin blocks on candles, butane lighters, pencils, paper, matches, batteries (very important), mirrors, soap, shampoo, deodorant, light bulbs, bleach, sewing kits, wool socks, wagons, cots, reading glasses, handpumps, cold weather clothes (thermal undies), old clothing (make shit with fabric), trash bags, condoms, grain grinders, lantern wicks, can openers (very important!), mousetraps, road flares, scissors, fire extinguishers, flashlight bulbs, extension cords, wind up clocks, duct tape, aluminum foil, solar calculators, insulated ice chests, cast iron cookware, detergent, canning supplies, pesticide, utensils, carbon monoxide and smoke alarms, baby supplies (diapers, formula), and bicycles and supplies (tires, tubes, chains, pumps).

**CAMPING GEAR-** This would include tents, backpacks, sleeping bags, blankets, rain gear, propane and folding stoves, water filter, iodine, gas masks, sunglasses, snake bite kits, lightsticks, snares, flints, hatchets, knives, fishing gear, parachute cord, bug juice, space blankets, canteens, binoculars, locking carabiners, etc., etc.

**CONSTRUCTION MATERIALS-** This would include windows, doors, motor, tarps, sheet metal, sheet plastic, tar paper, workboots and belts, goggles, work gloves, hardhats, padlocks, pvc pipe, plumbing solder and flux, butane torches, caulk and glue guns, awls, rope, cords, lumber, paint, window screen, sandbags, light fixtures, heavy gauge wire, bricks, outlet and switch boxes, breaker boxes, etc., etc.

**THE IRS. WE'VE GOT WHAT IT TAKES  
TO TAKE WHAT YOU GOT.**



**ELECTRONICS-** This would include shortwave radios, cb radios, field telephones, am/fm radios, tape/ cd players, electric guitars and amps, vcr's, monitors, and computers.

**POWER SOURCES-**Extremely valuable! These would include gasoline generators, hand cranked generators, solar panels, and RV deep cycle batteries.

**DOGS-** Yep man's best friend himself. Well I personally like cats better, but for usefulness in cases of hunting, protection, and early warning system the dogs win out. Some of my friend's favorites are German Shepherds, Rotweillers, Huskies, Dobermans, Golden Retrievers, and the big bad Pitbulls.

**LIVESTOCK-** I don't know much about this since the doktor is a city boy but I imagine chickens, rabbits, and goats would be the best. Chickens can provide meat, eggs, feathers, and fertilizer. Even here in NYC you find chickens walking in yards (ever vist a Puerto Rican neighborhood?). Rabbit reproduce very quickly and are easy to care for. I used keep a rabbit when I was young for a pet though not food. Goats can produce hides, meat, and milk. In addition, a lady I met in Arizona kept guinea hens and a peacock because she said they were good burglar alarms.

**WEAPONS-** You know the usual- guns, knives and their shrapening stones, pepper spray, dynamite but I wanted to emphasize the more exotic ones like crossbows and blowguns. This is because they're silent require skill over strength which can make someone as young as 8 or 9 a very deadly opponent.

**LIQUOR-** You'll be surprised what people will do for a drink (especially if there's a national emergency going on). Throwing in a pint of whiskey, vodka, rum, or better grain alochol can do wonders in any barter deal. If you homebrew you can bottle your own and trade with that.

**TOBACCO-** In Poison Pen #1 I mentioned this but I wouldn't advise it for a long-term trade item as tobacco has a short shelf life. But again many desperate nic-fiend's will smoke any kind of tobacco.

**ILLEGAL DRUGS-** Most survivalists won't touch this area but I will! Drug use is high enough in this country now. Imagine how it will be after the crash when the present non-users start freaking out! My best suggestions would be marijuana and mushrooms because it can be grown naturally without use of chemicals. Pills such as barbituates, amphetamines, and tranquilzers would be my second choice. If you know chemistry well you could manufacture crystal meth, LSD, PCP, mescaline, or ectasy provided you could find the chemicals which may be difficult in bad times. Cocaine and heroin would be quite a prize! If you do barter in drugs, try to barter in something you don't do lest you get high on your own supply.

**WHEN TWO PEOPLE MEET TO DECIDE HOW TO SPEND  
A THIRD PERSON'S MONEY. FRAUD WILL RESULT!**

PROSTITUTION - Again no respectable survivalist would consider this but again I will, as if I couldn't stoop low enough already! It is after all the world's oldest profession next to soldiers, spies, and assassins. Short of a worldwide plague- sex is one commodity that won't disappear anytime soon. Those sleazy enough to get in this 'business' will probably have customers bring them supplies in exchange for a night or two with one of their callgirl/guys ('I'll give you a night with her for a case of beans!'). I one time heard a survivalist on the internet joking about getting a gun for his wife and it was the best trade he ever made. Yeah, sounds pretty fucked up right. If the shit hits the fan, it CAN get this bad!

STRAVING MARTIN DEPT.

## SURVIVAL RATIONS

Here are some survival rations, we came across in our research. Many of these ideas are bizarre and some of them bring a new meaning to the word "food." So we leave it to the readers discretion as to determine the value of these rations.

- A) This one suggests stocking 2 lbs. Honey, 8 oz. Tang mixture, 2 lbs. Oatmeal, 4 lbs. Corn meal, 5 lb. Cheddar, 4 lbs. Butter, 5 lbs. Dry milk, 4 lbs. Dried apples, 4 lbs. Dried prunes, 4 lbs. Chipped beef, and 5 oz. Salt. It is supposed to last the average man 20 days. Upon arising in the morning it's apples with honey. Breakfast is oatmeal with beef, milk, honey, butter, and applesauce. Lunch is cornmeal mush, cheese, and prunes. Dinner is (guess what!) milk, milk, and more milk!! This is no joke- it was actually found in an old camping book.
- B) Here's a recipe for making 'ration bars.' It uses 3 cups oatmeal, 2 ½ cups dry milk, 1 cup sugar, 3 tsp. honey, 3 tsp. water, 1 package of citrus jello, and a ½ tsp. salt. To make place all dry ingredients except the jello in a bowl. Combine water and honey then boil. Dissolve jello in this mixture, then add the dry ingredients. Mix well. Add water a teaspoon at a time until the mix is moist enough to mold. Pack in a mold, place in the oven, and dry at a low heat. Afterwards, wrap in foil immediately. Sounds yummy?
- C) This one is called "erbswurst" and supposedly used by the german army in World War I. It consisted of pea meal soup mixed with a little fat pork and salt. I don't even want to know how they made it!
- D) For the adventurous types out there we come to the finally yummy stuff like caterpillars, locusts, grasshoppers, termites, moths, beetle larvae, crickets, bees, mantis, earwigs, dragonflies (a japanese delicacy!), lice and maggots (those are NOT typos), spiders, snails, earthworms, and scorpions gladly enjoyed by millions around the non-western world. They are an excellent choice of protein and their nutrition value exceeds more familiar foods like hamburgers and hot dogs. To cook most of these the head, wings, and legs are removed then the remainder is fried. A locust powder used in bread and gruel is made by boiling water, removing the wings and legs and sundried until brittle. Then pounding the dry bodies into powder and storing in a sealed container. Oh yeah- next time try some roast grasshoppers; just remove the wings and legs, roast two hours, and bon appetite! An ancient method of collecting these (although the doktor disagrees with the eco-consequences of doing this) is to fire up a large track of grassland and comb for anything roasted by the fire. In case you can't stomach the idea of eating bugs, use them as bait to catch something tastier like birds or fish!

"Who is secure in all his basic needs? Who has work, spiritual care, medical care, housing, food, occasional entertainment, free clothing, free burial, free everything? The answer might be nuns and monks, but the standard reply is 'prisoners'; i.e., citizens of a provider state." -Erik von Kuehnelt-Leddihn

WANT A TASTE OF RELIGION? BITE A PREIST!



Gail E. Johnson passes along her time-tested recipes for . . .

# HEARTY HARDTACK

## (WITH VARIATIONS ON THE THEME!)

A childhood ration of seafaring tales—many of which described long voyages endured on a diet of hardtack—left me with ambivalent feelings about the long-time staple food. It was a pleasant surprise, then, to discover an old Swedish recipe that's both fast and easy . . . and produces delicious hardtack as well. What's more, one batch will make eight 12-inch-diameter discs which are great served "hot from the pan" with butter and make very convenient snacks to enjoy while camping or backpacking, too.

### PLAIN OL' HARDTACK

To make a basic hardtack, mix 2-1/2 cups of old-fashioned oatmeal, 3 cups of unbleached flour, 1-1/2 teaspoons of salt, and 1 teaspoon of baking soda in a large bowl. Then, in a separate container, add 1-1/2 cups of buttermilk (or soured powdered milk mix) and 3 tablespoons of honey to 1/2 cup plus 2 tablespoons of melted bacon or sausage drippings . . . and combine this mixture with the dry ingredients. When the dough is thoroughly mixed, form it into eight balls of equal size and roll each one out on a floured board (the thickness will depend on the size of your hands). Use a pegged rolling pin if such a tool is available . . . If not, a standard rolling pin, jar, or large drinking glass will do.

Transfer each circle to a lightly greased pizza pan, and pat and smooth the dough

to fill. A meat tenderizer tool can be used to stipple—or dent—a pattern in the surface at this point if a pegged rolling pin wasn't used . . . and you can mark the "pie" into squares, diamonds, or triangles with a regular pizza cutter, if desired.

Put the pans in the oven for 5-1/2 minutes at 450°F. Timing is crucial: The resulting "waybread" should be dry, but browned only around the edges.

When you remove your finished hardtack from the oven, let it stand for a moment . . . then use a pancake turner to place the discs on wire racks to cool, and put your next batch on the pans. (The pizza sheets will not need to be regreased to bake subsequent discs of dough.)

Finally, the hearty flatbreads should be stored in tightly covered containers to keep them crisp.

### RYE OR WHOLE WHEAT HARDTACK

Substitute 2 cups of rye flour—or 2 cups of whole wheat flour—for 1 cup of the oatmeal and 1 cup of the unbleached flour called for in the basic recipe. You can please your taste buds with a variety of spices, too: Perhaps 1/2 teaspoon of garlic salt in the rye mixture or 3/4 teaspoon of ballaway seeds (or 3/4 teaspoon of sesame seeds in the whole wheat mix) might produce a hardtack that your palate finds particularly appealing.

### BUCKWHEAT-MILLET HARDTACK

You might want to experiment by substituting 1 cup of buckwheat groats (kasha) for 1 cup of the basic recipe's oats, and 1 cup of millet (uncooked) for 1 cup of the unbleached flour . . . then adding 1/4 teaspoon more salt and spices as desired. The result will be a bit moist, as millet doesn't absorb liquid. (If you'd like a drier bread, compensate by mixing in an additional 1/2 cup of unbleached flour.)


### SUNFLOWER NUT HARDTACK

For extra-crunchy hardtack, try using 1 cup of sunflower seeds (chopped) instead of 1 cup of the oatmeal called for in the basic recipe. (You can make the same substitution in the rye or whole wheat mixtures.)

### CORNMEAL HARDTACK

Replace 1 cup of the unbleached flour and 1 cup of the oatmeal included in the basic recipe with a total of 2 cups of cornmeal. Or, if you're basing your conversion on the rye or whole wheat variations, you can simply let 2 cups of cornmeal replace 1 cup of rye (or 1 cup of whole wheat) and one cup of the remaining unbleached flour.

Any way you look at it, this hardtack—which was once the tradition, army/navy ration—to be a handy, hearty treat that's always nice to have around!





# Homeopathy at-a-glance

Condition	Symptoms and Causes	Remedies
<b>Acne</b>	Itchy pimples, worse during menstruation; painful, pus-filled cysts	<b>Kali Brom</b> 6c—four times a day, up to 14 days. <b>Hepar Sulph</b> 6c—three times a day, up to 14 days. <b>Other remedies:</b> belladonna, pulsatilla, silica, sulphur
<b>Coughs</b>	Dry, irritating cough	<b>Aconite</b> 30c—every four hours, up to 10 doses. <b>Other remedies:</b> belladonna, bryonia, hepar sulph
<b>Colds</b>	Runny nose during day, stuffy at night, watery eyes, sneezing, sore throat	<b>Nux Vomica</b> 6c—every 2 hours, up to 4 doses. <b>Other remedies:</b> aconite, euphrasia, ferrum phos, gelsemium
<b>Conjunctivitis</b>	Pink to red eyes with yellow, crusty discharge	<b>Euphrasia</b> 6c—hourly, up to 10 doses.
<b>Cystitis</b>	Burning abdominal pain and non-stop desire to urinate, caused by infection	<b>Cantharis</b> 30c—every 30 minutes, up to 10 doses. See your doctor. <b>Other remedies:</b> apis mel, lycopodium, pulsatilla
<b>Diarrhea</b>	Caused by food intolerance	<b>Aloe</b> 6c—every hour, up to 10 doses.
<b>Earache</b>	Sharp or throbbing pain	<b>Hepar Sulph</b> 6c—every 30 minutes until you see a doctor. <b>Belladonna</b> 30c—every 30 minutes until you see a doctor. <b>Other remedies:</b> aconite, ferrum phos, pulsatilla
<b>Eczema</b>	Skin irritation	<b>Graphites</b> 6c—four times a day up to 14 days (for moist eczema) <b>Sulphur</b> 6c—as above (for dry eczema)
<b>Hayfever</b>	General symptoms; constant desire to sneeze; swollen eyes	<b>Arsen iod</b> 6c—as required, up to 10 doses. <b>Euphrasia</b> 6c—as required, up to 10 doses.
<b>Headaches</b>	Sudden, severe pain, tight sensation around head	<b>Aconite</b> 30c—every 15 minutes, up to 10 doses. <b>Belladonna</b> 30c—as above <b>Ignatia</b> 30c—as above (for pain from emotional stress) <b>Nux Vomica</b> 6c—hourly, up to six doses (for pain from hangovers)
<b>Insomnia</b>	Caused by inability to relax, irritability	<b>Coffee</b> 30c—one hour before bed for 10 nights. <b>Nux Vomica</b> 30c—as above.
<b>PMS</b>	Water retention, tender breasts; weepiness	<b>Calc Carb</b> or <b>Pulsatilla</b> 30c—every 12 hours for three days, one day before onset of PMS.
<b>Sore throat</b>	Swollen tonsils, red, dry and painful throat, hoarse voice; pain on swallowing, difficulty drinking	<b>Aconite</b> 30c—every two hours, up to 10 doses. <b>Gelsemium</b> 6c—every two hours, up to 10 doses. See a doctor, especially if there is a fever; it may be strep, tonsillitis or laryngitis <b>Other remedies:</b> belladonna, calc flour, hepar sulph
<b>Thrush</b>	With itchy, milky discharge	<b>Calc Carb</b> 6c—six times a day for five days. <b>Sulphur</b> 6c—as above. If thrush remains after five days, see doctor
<b>Tiredness</b>	Caused by overwork, poor memory, panic attacks, swollen glands, abdominal pains	<b>Calc Carb</b> 30c—twice a day, up to 14 days. <b>Nux Vomica</b> 30c—as above (for lack of sleep caused by stress).
<b>Toothache</b>	Throbbing pain; severe shooting pain	<b>Belladonna</b> 30c: every 5 minutes, up to 10 doses. <b>Coffee</b> 6c—as above. See a dentist if problem doesn't resolve quickly. Try teething granules for babies' teething pains. <b>Other remedies:</b> aconite, arnica, calc flour, merc sol

## How to find a homeopath

Most homeopathic physicians are M.D.s or D.O.s who have additional training in homeopathy;

some are naturopathic physicians (NDs). Doctors who are certified in homeopathy have one of the

following sets of letters after their name: CCH (Certified in Classical Homeopathy), DHt (Diplomate in Homeotherapeutics) and DHANP (Diplo-

mate of the Homeopathic Academy of Naturopathic Physicians). To find a homeopath, contact the National Center for Homeopathy: 703-548-7790.



INVISIBLE MAN DEPT.

## ALTERNATE ID *for dummies*

The following is probably one of the intensely researched area that we ever done. Readers probably wonder why would we spend long hours of time which could be used drinking booze and chasing women on this subject. Why because is that reading numerous books on changing ID, seeing kids busted for badly counterfeited ID, and a known con get sent back to the big house because he put three wrong numbers in his fake social security number, etc, etc, ad nauseam!

Most knowledge people claim to know about this is either obsolete or bullshit! We looked at all the tricks and cases of people who tried this and fucked up. The object was to learn where they made a mistake and NOT repeat it. Then we put together a plan in which plain old folks can create a new ID without thousands of dollars or secret service connections. This outlines that plan and all the tidbits of info you'll need to make it work.

Before thinking of anything else you must have a safe place to receive mail and get messages. The answer to this are two wonderful inventions known as mail drops and voice mail. Voicemails and mail drops (aka-mailboxes or mail forwarding services) can be found in the yellow pages. A trusted friend or relative's house could also be used as a drop. Another trick is to go to your local homeless shelter. Tell them you're living on the streets and ask them for permission to use their address for mail so you can find work. Mostly all will say yes as we've had to do this before for real. If you are using a commercial mailbox- use one in a residential area and allows users 24 hour access. This should be obvious but in the case of both mailboxes and voicemail, never give them your real name.

Now you are ready to start getting ID and what's the first ID any humyn being gets in their life (at least in the U.S.)? You guessed it, a birth certificate. There're two ways of doing this- one is the dead infant method and the other is to create a totally new certificate. Many sources suggest going to a graveyard or old newspaper obituary to find a dead infant or toddler of your same sex, ethnicity, and age whos birth and death was not in the same county or even the same state. This is very important! The dead infant trick is very old (30+ years) and well known which is why many counties cross-reference brth and death records. A simple way to insure that records aren't cross-referenced is to first write the vital records office for the death certificate, then if the birthplace and deathplace are different (the further apart the better) write the records office in the name of the father or mother of the late child.

**THE SECRET OF SUCCESS IS SINCERITY.  
ONCE YOU CAN FAKE IT, YOU GOT IT MADE!**



The doktor has discovered a less painstaking method of getting a useful name of a dead child is to use the social security death index. When a person with a SSN dies his/her number is retried and placed in this index. Interestingly, it was first created to keep people like us from using dead people's SS numbers! This index is public information and is available on the internet at [www.ancestry.com](http://www.ancestry.com), on cd-rom, or in the genealogy division of the NY Public Library. Each entry will show the name, birthdate, date of death, SSN, and many times but not always the place of death. Now what you are looking for is someone of young age with different birth and death places. Now wait a minute you say, how do I know the birthplace the index doesn't say that! Well it doesn't unless one knows how to read a social security number. The first three numbers of a SSN tells which state it was issued in. Since due to the wisdom of the federal government requiring SSN's for kids over five if used as tax dependents in 1987 and in 1992 lowering it to over one the state the child's SSN was issued is also likely the state of birth. The SSN table showing which numbers are for each state is showed below.

001-003 New Hampshire	387-399 Wisconsin	530 Nevada
004-007 Masschuettes	400-407 Kentucky	531-539 Washington
008-009 Vermont	408-415 Tennesse	540-544 Orgeon
010-034 Massachuettes	416-424 Alabama	545-573 California
035-039 Rhode Island	425-428 Mississippi	574 Alaska
040-049 Connecticut	429-432 Arkansas	575-576 Hawaii
050-134 New York	433-439 Louisana	577-579 Washington DC
135-158 New Jersey	440-448 Olkahoma	580 Puerto Rico/ Virgin Isles
159-211 Pennslyvania	449-467 Texas	581-584 Puerto Rico
212-220 Maryland	468-477 Minnesota	585 New Mexico
221-222 Delaware	478-485 Iowa	586 Guam, Samoa
223-231 Virginia	486-500 Missouri	587 Mississippi
232 North Carolina/ West Virginia	501-502 North Dakota	588 Mississippi (Not yet issued!)
233-236 West Virginia	503-504 South Dakota	589-595 Florida
237-246 North Carolina	505-508 Nebraska	596-599 Puerto Rico
247-251 South Carolina	509-515 Kansas	600-601 Arizona
252-260 Georgia	516-517 Montana	602-620 California
261-267 Florida	518-519 Idaho	(No odd group # higher than 03)
268-302 Ohio	520 Wyoming	621-626 California
303-317 Indiana	521-524 Colorado	(No odd group # higher than 01)
318-361 Illinois	525 New Mexico	
362-386 Michagan	526-527 Arizona	
	528-529 Utah	

The next step after finding a suitable candidate is to write the SSA for a copy of the dead child's SS-5, the SSN application. Dead people's SS-5's are public record NOT live people's (so don't even try asking for one). The address is Social Securiry Administration, Freedom of Information Officer, 4-C-5 Annex Building, 6401 Security Blud., Baltimore, MD 21235. Enclose \$7 with your request letter. The SS-5 will show name, date and place of birth, and parent's names. All the information you need now to

**POLICE WILL ACT RESPONSIBLY, WHEN ALL OTHER  
POSSIBILITIES HAVE BEEN EXHAUSTED!**



write the vital records office of the child's state for a certified birth certificate. The addresses along with the required fees for state vital records are in the library. If possible try to find someone whom died in a state that has an open æno questions asked birth certificate access policy. There're only nine of these states left- California, Kentucky, Michigan, New Jersey, North Carolina, Ohio, South Dakota, Vermont, and Washington. Other states have restrictions from only allowing members of the immediate family access to requiring signed notarized statements. Most offices hardly ever check it out so one could forge a request but the easier the better.

The other method is to create a new certificate. A word of warning this is very illegal and is classified as forgery. First look up old birth notices in the newspaper of a nice state you'd like to be born in. Pick out a name of someone from the birth notices, anyone will do it makes no difference. Write the vital records office for the certificate for the name you picked out. Once you get the birth certificate you'll need a typewriter (if possible a model within 3-5 years within the birthdate of the certificate ehich could be found in old thirft shops), whiteout, almost card stock paper or any paper simliar to the stock the certificate was printed on. Take your birth certificate and whiteout all the typed information. Get a couple of copies of this form on the special paper. List all the inventions to go on this copy (your full name, birthdate, parent's names and birthplaces).

A word about numbering birth certificates there is a system for it in this country. For example, if a certificate's number is 1-156-75-505912 the first digit is always 1, the next two or three digits tells the state of birth (i.e. 156 is New York) , the next two digits tells the year of birth (i.e. 75 is 1975), and the last six digits is the state file number and is a random sequence. It is because of this we advise against used a created certificate in the area you are residing. Then on all the copies of your blanks, carefully type in the inventions as typos are unacceptable. Now go out and find a couple trusted friends to sign the documents. You will need 3-5 signatures per documents when all the copies have been signed pick out which copy you like best. Now you will nedd to order an embosser from a office supply store or legal supply store to certify the document. Look under seals- corporate and notary and rubber stamps in the yellow pages to find one. Order an embosser with the state emblem in the center, the name name of the county and state at the bottom, the word Custodian or the initials DVS (Department of Vital Services), and an adjustable date stamp. Then date the embosser approximately meaning most certificates are sealed on the first of the month (i.e. if the birthdate is May 14th you would date it June 1st). Finally, the certificate has to be aged , if you tried passing a brand new looking certificate your cover would be blown instantly. To age your document put it in a a sandwich bag, fold it into your shoe, and walk in it for a week.

The next piece of ID you need is a social security card, this can be easy or hard. One simple way is to create one from a small populated state like North Dakota, Wyoming, or Montana. The reason we emphasize small is that it will reduce the chance of creating a number someone is already using. Next get the number put on one of those gold metal social security cards. A good source is Great Tracers, Dept. SS, 3 N. Shoenbeck Hts., Prospect, IL 60070-1435. About making up a SSN make sure the first

**ARTIFICIAL INTELLIGENCE IS NO MATCH FOR STUPIDITY**



three numbers of your SSN belongs in the state it was supposedly issued in. In addition, follow the chart below which lists the highest group number (the next two numbers) in use for all SSN. This is VERY important, because if you created 232-50-7829 as your SSN it will be eventually uncovered as a fake! According to the chart in area number 232, the highest group number in use is 39. The chart is current as of last year. There are two books which describe in detail the ways SSN's are assigned. One is Social Security Number Guide put out by the National Employment Screening Services and the other is the SSA Program Operations Manual by the Social Security Administration. Both we'd recommend for anyone considering creating a foolproof SSN. Last but not least-NEVER use any number over 600 for the first three numbers of a created SSN- it's a dead giveaway.

Area #	Group #	Area #	Group #	Area #	Group #
001-002	84	233-236	39	425-428	73
003	82	237-241	73	429-432	81
004-007	92	242-246	71	433-439	83
008-009	76	247-249	89	440-448	02
010-015	76	250-251	87	449-467	99
016-034	74	252-255	83	468-477	25
035	62	256-260	81	478-485	21
036-039	60	261-267	99	486-500	06
040-043	90	268-302	94	501-502	19
044-049	88	303	13	503-504	21
050-084	80	304-317	11	505	31
085-134	78	318-359	86	506-508	29
135-151	92	360-361	84	509-515	06
152-162	74	362	15	516-517	25
163-211	72	363-386	13	518-519	41
212-219	35	387-399	08	520	31
220	33	400-406	43	521-524	85
221	82	407	41	525	97
223-225	65	413-415	69	528-529	99
226-231	63	416-420	39	530	67
232	39	421-424	37	531-539	27
540-544	41	587	73	545-573	99
588	03	574	13	589-595	25
575-576	63	596-599	38	577-579	25
600-601	21	580	31	602-626	26
581-584	99	627-645	34	585	95
586	13				

Now for the hard way which consists of actually getting a real SS card. One could simply walk into a SSA office and apply in person with a birth certificate and a school ID card (more on this later). If you're young this works well but after one's mid-twenties applying for a card without never been assigned a number looks downright suspicious.

**THE MORE RIDICULOUS A BELIEF SYSTEM,  
THE HIGHER ITS PROBABILITY OF SUCCESS!**

Many activities in average american life- opening a bank account, getting a job, renting a place, getting a license, getting credit, etc. require a SSN. Someone over 25 without a number better have a fucking good reason for not having one. To a SSA worker this screams illegal alien, fugitive, or con man. A couple of plausible excuses we've heard about were- you lived in Canada since your teens and came to the U.S. with a big inheritance to live off but you're almost broke and now need to find a job, another is you were a monk in a religious order and taken a vow of poverty but now you need to find work. Another method involves applying as juvenile before tax-time (mid-march) by mail (applicants under 18 can apply by mail). Make a birth certificate copy and change the birthdate so your age is under 18. Then send along your birth cerificate and school ID card to the nearest SS office.

The final piece of primary ID to obtain is a driver's license or state-issued ID card. It is probably also the most important because of its wide day-by-day usage. Just try to cash a check, buy alcohol if you're young looking, or even get a hotel room without one of these and I'm sure you'll see our point! Applying for a license or ID card can be very simple or very frustrating as some states are more restrictive than others. Arizona, for example requires only a birth certificate and a SSN plus they issue your card the same day before even verifying the info you give them! However, New York uses a point system for which documents they'll accept. Plus they won't even accept a birth certificate as proof of identity and insist on mailing you the card. Generally, the more rural and less populated a state is the more lax their policy on issuing driver's licenses or state ID cards. The best way to go about this would be to call the DVM's from several nearby states ahead and find out which documents they require to qualify for a state-issued license or ID card. Then apply in the state with the least restrictive policy for proof of identity.

Now that you established a foundation with the three main identity documentst the rest of the paper bullshit comes easy. To establish a work identity goto a quick print shop and have them copy stationary, envelopes, business cards with the letterhead and logo of the company you work for. Don't worry about verification, most comapnies don't check and don't get a shit as long as you have the cash. If you really have a problem use a friend's computer or rent one and make your own using desktop publishing software. Obviously this company is a fabrication of your making. Actually if you have a small distro, zine, band, hobby, whatever on the side you can make this your æcompany. For example, if you're in a band you can call your company whatever the name of the band is plus the word productions as long as the name isn't too conspicuous or pretentious. Remember, when working with alternate ID making you want to divert attention not attract it. Next thing you want to do is make an employee ID card for your company. When designing the ID don't be sloppy, be neat and put colors in the ID to make it look good. There are many compnaies that will do custom made ID cards for businesses, schools, and other private sector groups for a reasonable price. We've seen samples of these ID's and many look good rivaling the new digitized state ID's put out by the DVM. When ordering a custom made ID card be sure to include details such as photo, name, employee number, job title, date of issue, signature, company name, address, and phone number. This will add crediability to the ID in the

**NEVER OFFEND PEOPLE WITH STYLE  
WHEN YOU CAN DO IT WITH SUBSTANCE!**



eyes of the person that it is presented in. To make this company front solid one could use a secretarial service for the work number. By the way, creating these work ID's is perfectly legal as long you don't use them to commit criminal acts like writing bad checks and the like.

Now you have four damn good pieces of ID in your possession. Empty your real ID from your wallet and put in your alternate ID. Do a good job with this clean it out of anything that conflicts with your alternate ID. Secondly look at yourself anything conflicts with your new name such as monogrammed jewelry or articles with your real name on it must be removed. Next go out to the library do some reaserch on the hometown you're supposed to be from. Read articles from the encyclopedia and local papers about it- be sure you know who the mayor, govenor, local teams are. Another thing to do is practice saying your new name out loud and practice signing your new name. This is very important- nothing's more embrassing than claiming to go under one name and then signing in another! Now go outside a weekend night, go to a bar and try out your new ID just to get comfortable with it. Remember try to keep low profile and don't do anything stupid like get arrested.

Now its time to get new paper which should be as easy as if you had your original ID. Sign up for a library card, a voter's registration card, and try to a college student ID. This does not have to be expensive simply register for one class at a community college to get one. If you want to go all the way make a donation to a couple of nice groups (like the NRA) to get a membership card or two, get an insurance card, and get a couple photos (who could be anyone) of your family, lover, pet, or whatever. This will complete the alternate ID kit which should stand up to scrunity under most situations. As long as you don't do anything drastic like trying to apply for a \$100,000 loan, apply for a job requiring a government security clearance, or getting arrested for a major felony.

Some people may want to get a bank account, get credit, or even apply for a passport using their alternate ID. This puts your ID under more scrunity but it can be done. Bank accounts should be opened at small banks that are looking for new accounts and open one with at least \$300 cash. It is best to go in to open an account on Friday or payday so the bank is crowded. The employees will more busy and have less time to examine your ID. To increase security, never visit the bank again and do all you banking through an ATM. Deposit money by mail with a money order only- NEVER use checks. To start getting credit open an account at a credit union. Start depositing \$100 a month in it. After you have \$500 in it approach the manager and say you want to borrow \$500 with your saving account as collateral. As long as you pay back your loan youÆre building good credit. Then apply a credit card in November because creditors have relaxed credit standards around Christmas. To keep transactions truly private instead of using the credit card outright get a cash advance and pay with that. On obtaining a genuine passport it is advisable to wait at least a year before applying to give a chance for your ID to age a little. Remember, passports are issued by the state department which is federal. If you fuck up here youÆre in deep shit believe me. Follow the same procedures obtaining a passport as if you would if applying for one

**PEOPLE WHO LOVE MEAT AND RESPECT THE LAW,  
SHOULD NEVER WATCH EITHER ONE BEING MADE!**

under your original ID. However, keep three important rules in mind; 1) use a real birth certificate for ID only, NEVER a created one because they check county records to see if the certificate is valid, 2) go to a post office only, NEVER a state department office because they have better trained clerks, 3) NEVER apply in certain cities such as New York, Los Angeles, or El Paso because of high fraud rates by illegal aliens.

Now some readers really serious about disappearing probably have other questions such as- what about my education level I had, what about my job history I had, etc., etc. Unfortunately, there are no easy answers to this problem. In most cases you'll have to start over. If you were earning \$50,000 annually under your old ID do NOT expect to make the same instantly under your new one. One warning about establishing proof of your education we strongly advise against going to one of these diploma mills that'll for the right price sell you a BS, MS, MA, PhD awarded by a bogus school. One interesting idea we came across involved using a company front name run an ad in the newspaper offering a hi-tech job with pay 25% above the normal going salary and request transcripts of possible employees. Then using the transcripts they send you change the name to the one of your new ID and use these to get new, legit degrees through nightschool, correspondence courses, etc. We don't know how feasible this little trick would be but if one happened to pull it off- more power to them!

# He's a real name-dropper

## Burglar coasted for 21 yrs. with a long list of aliases

By PETE DONOHUE

Daily News Staff Writer

Pick a name, any name, for John Brand — police say the career criminal probably has already used it.

Brand, a burglar by trade, has used at least 23 aliases during a 21-year crime career, according to court records and law enforcement officials.

His name game repeatedly duped judges and prosecutors, who released him on bond as a first-time offender time after time while racking up two dozen or so arrests since 1978.

He was John Gonzalez, Michael Perez, Aracelio Rossi and Telmo Jara — to name a few tags he gave police.

Brand apparently mutilated his fingerprints to thwart attempts to use his prints to reveal past brushes with the law, police said.

"He's got to be the world's worst burglar," said Mary de Bourbon, spokeswoman for Queens District Attorney Richard Brown. "But he went to great lengths and was successful at keeping his record in the dark."

Brand's luck ran out last week when two detectives connected him to 11 Queens burglaries, de Bourbon said.

Acting Supreme Court Justice Seymour Rodker on Wednesday sentenced Brand, who also dabbled in drug dealing and petty thefts, to 10 years in prison.

Authorities said Brand is a 51-year-old native of Colombia whose wife, Maria, and two children live in Jackson

Heights, Queens. Brand claims to have a high school diploma and to have worked as a self-employed electrician for about 25 years. His lawyer, Delano Coppin, described Brand as "a very likable guy."

Court records reveal how Brand slipped the judicial noose.

In December 1986, he was arrested for burglary in Jackson Heights and gave his name as Telmo Jara. Already arrested dozens of times under other names, he was arraigned as a first-time offender and released.

Arrested four days later, he again identified himself as Jara. He was arraigned as a second-time offender and released. Brand skipped his court dates and was arrested in April 1987 — as Bernardo Ospina. Believing this was his first brush with the law, a judge released him without bail.

Nine months later, Brand was busted for three burglaries committed in one day. He identified himself as Mariano Gonzalez, was released on bail and again skipped his court dates.

Finally, Brand was arrested in April 1988 in the 110th Precinct. He gave his name as Maria Gonzalez. Police Officer Michael Sherrin alerted detectives, and Detective Michael Carrano recalled arresting Brand the year before as Bernardo Ospina. Carrano and partner, Detective Phillip Cammarata, had investigated Brand for months, not buying his claim that he had no prior busts.

### THE USUAL SUSPECTS



Career criminal John Brand has consistently tripped up authorities by using two dozen or so aliases. Here are some of his assumed identities:

- John Gonzalez
- Victor Villareal
- Victor Ramirez
- Luis Ferrara
- Luis Tamayo
- Gonzalo Uribe
- Franklin Gomez
- Gustavo Parra
- Eric Davis
- Israel Nolasco
- Joe Nicolas
- Gustavo Perro
- Mauricio Morales
- Mauricio Morales
- Raul Fernando Cruz
- Raul C. Cruz
- Michael Perez
- Aracelio Rossi
- Telmo Jara
- Bernardo Ospina
- Maria Gonzalez
- Mariano Gonzalez
- Alberto Meneses

A SUSPECT by any other name would still be John Brand, who used as many as 23 aliases to avoid prison.

PREMIER

There IS NO COSMETIC SURGERY FOR THE SOUL

Cash Register Express Software

SOFTWARE: BAR CODING/POS



## Territorial Pissing Dept.

### DRUG TESTING DEFEATS

A very disturbing business dealing with piss is going on these days. It's not enough that the powers that be want your mind and soul but they want your piss too. Who in their fucking right mind would someone else's piss?? We sure wouldn't!! However, on a serious note drug testing is an increasing way for businesses and government agencies to control their subjects. True there are some workplaces where drug use is inappropriate. How would you like to be on plane while the pilot is nodding out on heroin or under the knife of a surgeon on PCP? But what a person does on their own time should be their business and noone elses. Even the more menial jobs require drug testing- a warehouse packer or janitor on speed might act a little weird but how much damage could they possibly do? In fact, given these workplaces it may be an advantage!

Typically, there are basically four methods for defeating drug tests; abstinence, flushing, substitution, and contamination. Obviously the best way is abstinence from all drugs includes prescription and over-the-counter some of which can cause false positives. The drugs they test for have a certain detection limit, which is how long you have to avoid the drug to be clean. The limits are presented on a table below. These limits can vary from person to person so double or triple these times to be safe.

Amphetamines	2-4 days	Barbiturates/ Qualudes	2-4 days
Tranquilizers	Up to 30 days	Cocaine	12-72 hours
Pot (light use)	2-7 days	Pot (heavy use)	1-2 months (!!)
Alcohol	12-24 hours	Heroin, Opium	2-4 days
PCP (light use)	2-7 days	PCP (heavy use)	Up to 1 month
LSD	20-40 days		

These are some over-the-counter or prescription drugs that can give false positives.

Ibuprofen (Advil, Nuprin, Mortin) for Pot

Cold and asthma medicines (Diatec, Dexatrim, Co-tylenol, Triaminic, Primatine, Brunkotabs, Nyquil) for Amphetamines

Vicks 44, Demerol, Mydol, Primatene-M, and antidepressants like Elavil and Tofanil for Opium and Heroin

Primatene for Barbiturates

Benadryl for Methadone

Other medicines to avoid include Alka-seltzer plus, Allerest, Bronkaid, Contac, Donnagel, Sinutab, and Sudafed.

Thinking negative can be good. Ask anyone waiting for their AIDS test results.

You can also reduce the concentration of drugs in your pee by flushing. This is flushing as much liquid through body as possible. Usually, drinking lots of water, tea, coffee, and colas (NO BEER!) plus pissing as much as possible. In case your urine looks overly clear which may make them suspicious take lots of Vitamin C. This will make your urine dark yellow. If possible, a doctor maybe can prescribe Lasix which a powerful diuretic (in plain english that's something that'll have you pissing like a racehorse). A couple other substances are said to work are cranberry juice, vinegar, and golden seal but their effectiveness is skeptical. Large amounts of antioxidants such as vitamins A, C, and E which help your body get rid of waste may help as well.

Another method substitution involves switching your dirty urine with someone else's that's clean. The strategy behind this can get quite difficult depending on how closely you are watched when you are tested. Another problem is that you have make sure that the clean piss is really clean. If we switched our piss for one of our buddies we'd probably test for crack, crank, heroin, ectasy, or worst!! Don't even try the yellow food coloring in water or the dog piss tricks. They are very wise to both. A product you may consider is 'Urine Luck' which claims that adding their vial to your piss will render it clean. They can be reached at 1-800-721-1414. Now you need a container to sneak in the clean piss. It has to be a easily hidden plastic bag such as double-bagged condoms or a special bag from a medical supply store. Two more things- the urine can't be more than 48 hours (it deteriorates which'll be noticed in a lab test) and it should be kept warm so it seems very fresh. Some places even take the temperature of the piss after they test you!!

The final method is contamination, adding something to your urine that will fuck up the test. One popular one is a little salt mixed with the piss. While it works on the cheap tests, other more sophisticated tests check the pH balance and too much salt will cause pH to go outside the normal range for urine. Also the salt has to be completely dissolved. Having salt floating in the cup is a dead giveaway. Other contaminants that are reputed to work are two tablespoons of bleach or a capful of ammonia. Obviously, this has two problems- the smell and the color. Hydrogen peroxide supposedly has the same effect but without the smell problem. Another tactic is to use an IV bag with saline solution like the ones in hospitals. Most drugstores will carry them. One could tape the bag under the arm and run the tube down to the crotch. Another plus is that saline is undetectable and you *don't* have the undissolved salt problem.

**DON'T BE SO FRAGILE- YOU'RE LIKELY TO BE BROKEN**



# FANTASY & WEAPONRY

By Kurt Saxon

*A pistol for the bedroom,  
A shotgun over the door,  
A 30-06 for reaching out;  
You don't need any more.*

If an intruder makes it to your bedroom, shoot him with the pistol. If he's trying to break in, use the shotgun. If he is fifty yards or more away and shooting at you, pick him off with the 30-06.

This is the real Survivalist's arsenal; basic, inexpensive, effective. So why all the promotion of rapid-fire weapons? If you aim at a man and don't hit him, he's going to move, and probably shoot you. Banging away in the same general direction is just a senseless waste of ammo. You need practice, not rapid-fire. You also need a realistic attitude, not a fantasy.

But fantasy sells. There is big money in Macho. The more awesome your weapon looks and sounds, the tougher and sexier you look. Girls get off on rapid-fire. It's the Freudian part of the package.

The Rambo Survivalist image being sold to neurotics is making weapons dealers rich. It is also showing the profound ignorance of weapons among the general public.

To know guns, you must understand the three basic methods of shooting; sweeping, pointing and aiming.

Sweeping is with rapid-fire. Its main purpose is to dispatch several enemies before one can shoot you. Such confrontations are unlikely in any actual civil conflict. Raiders don't bunch up. There would be no point to it. Of course, if you are the raider you would have a better chance wiping out a couple and two or three children if you have a rapid fire weapon.

Sweeping is also anticipated in cases of moving targets. Proficiency with the shotgun will do more damage to the moving target than expert use of rapid-fire.

There is a psychological disadvantage to dependency on a rapid-fire weapon. One tends to sweep or just bang away ineffectually. It is the nature of the weapon and a case of the weapon controlling the man.

**SHOOT WITH AK47'S- A MILLION TERRORISTS CAN'T BE WRONG**

## BETTER FRAUDS AND SKAMS DEPT.

### FOOD STAMP CARD SKAM

Back in the past when all food stamps were paper they were easy to convert into cash. Many unscrupulous groceries in NY would gladly exchange stamps for cash usually 70 cents cash per dollar stamp. Philadelphia was even better we used to know these squatters that ran a vegan co-op which gave dollar for dollar exchange rates. Several years ago, the Daily News even published a front page article about addicts buying drugs with food stamps. I guess the Man didn't like that so they started issuing debt cards for them hoping to stop this practice. However, as with all restrictive practices- if the Man builds a ten foot wall, we'll or someone like us will build an eleven foot ladder. You can still sell whole cards for a price but this is mostly impractical. If you need some extra cash (beer, smokes, show) follow this procedure plus it yields dollar for dollar back.

- 1) Go to a large supermarket and go through the carts looking for leftover receipts where people paid cash.
- 2) Mark off the food items and go in and buy the exact same thing (this is very important) with the stamp card.
- 3) Wait a while, then return the food to the supermarket showing them the cash receipt as proof of purchase. They will give you cash back.

We've done this dozens of times and only got busted once so it's pretty safe.

### VIDEOTAPE/ BOOK/ CD MAIL SKAM

We don't know if you noticed lately the price of videos, books, cd's can at times be excessive. Like all other subjects of the western empire we like watching the latest movies, reading the latest books, and listening to the latest tunes but cost tends to cut in on our vices fund (which we wouldn't give up for nothing) so we came upon this little skam to remedy that.

- 1) Go through all the magazines get those 8 cd's for 1cent, 4 books for \$4.98, etc., etc. ad's.
  - 2) Write down your selections, give a bogus name, write in a mail drop address, and check the 'bill me later' box (if one). About the bogus name's- anyone will do. The people that do the data entry are underpaid and don't give a shit. How else can we get away with names like- Ann R. Key, Eve Bola, I.M. Poor, John D. Krackhead. No bullshit!
  - 3) Before you get your package, you may get a form mailed asking for more info such as your bank and place of employment. Again give them more bogus info as this is never checked.
  - 4) In a couple weeks you should get your free shit.
- One last note- don't use the same company too often- switch around.

### WORK IS FOR PEOPLE WHO DON'T KNOW HOW TO SCAM

If at first you don't succeed, destroy all evidence that you tried.



Play With  
Your Brain!

PCP Synthesis

Scanned from \_Recreational Drugs: A Complete Guide to Manufacturing\_

PHENCYCLIDINE HYDROCHLORIDE

Phencyclidine and Other 1-Phencyclohexylamines. Phencyclidine (PCP or angel dust) and its analogs create many different types of effects, dependent mainly on the individual user. It was first used to immobilize primates and is still used as an analgesic and/or anesthetic agent. It has been used on humans for the same purpose with limited success. I chose to put PCP into the hallucinogens chapter instead of the analgesics chapter because of the hallucinations the drug produces.

As stated above, the effects are mainly determined by the user. Some people experience paranoia, others have fits of rage, and others have great euphoria. Mood alterations are always accompanied with time, perception and visual hallucinations. Some people have tried the drug and do not agree with it, so I do not approve of the practice of telling people that your PCP is THC or some other hallucinogen. These drugs are quite potent, so use them with a great deal of respect (I think that overdoes have CP the bad reputation that follows it today) as bummers from this drug have occurred often.

The way that ethylamine, diethylamine, methylamine, piperidine, etc., can be used as analogs of one or another reminds me of the synthesis of LSD or DMTs. The formula is quite easy to carry out and it gives good yields in large quantities. Note: Given are several different

methods. You may use any way that you feel will suit your needs and you may substitute any of the amines with an equimolar amount of amine analog to produce the desired 1-phenylcyclohexylamine. However, the formulas stated give the best yields obtainable with that particular amine.

These drugs are active orally, intermuscularly, and also by smoking. They should be kept in a dark, well stoppered bottle, in a freezer as much as possible. CA, 13881 (1963).

METHOD 1. A mixture of 100 g of anhydrous ethylamine and 220 g of cyclohexanone is kept 16 hours, shaken with solid KOH, and the oil layer is removed by decantation. Distill the oil layer in vacuo to get the intermediate N-cyclohexylidenethylaniline. Prepare a mixture of phenyllithium by mixing 11 g of lithium and 76 ml PhBr in 500 ml of Et2O. Add the phenyllithium dropwise to a solution of 51 g of the N-cyclohexylidenethylaniline in 500 ml of Et2O, with stirring and cooling, to keep the temp at 0°. Stir for one hour and then decompose by adding water. Separate the Et2O layer, wash with H2O and distill to get 1-phenylcyclohexylethylamine or analog. The hydrochloride form is obtained in the usual way, as given below.

METHOD 2. A mixture of 170 g of piperidine, 220 g of cyclohexylamine, and 750 ml of benzene is azeotropically distilled until the evolution of H2O stops, then vacuum distill to get cyclohexenyl-piperidine. p-toluenesulfonic acid monohydrate (190 g) in 250 ml of PhMe is heated under a water trap until all the H2O is removed, then add a solution of 165 g of cyclohexyl-piperidine in 500 ml of Et2O, with cooling, to keep temp at 0°. A solution of 1 mole of PhMgBr (made from 157 g of PhBr and 24 g of Mg) in 750 ml of Et2O is added (still holding the temp at 0° to 5°). The mixture is stirred for an additional 30 min after the dropwise addition is complete. Decompose the mixture by adding an excess saturated NH4Cl and NH4OH. The Et2O layer is removed, dried over K2CO3, and distilled to give phenylcyclohexylpiperidine. Convert to the hydrochloride form by dissolving the free base in an excess of iso-PrOH-HCl and then precipitate the salt (the hydrochloride) with Et2O and crystallize from Et2O-iso-PrOH (this is a mixture).

Bill of Plights Dept.

This is a reprint of a pamphlet from the International Society for Individual Liberty detailing with the wholesale attack on the bill of rights by the federal government.

## THE DESTRUCTION OF THE BILL OF RIGHTS

by Jarret Wollstein

What defines the character of America and makes this country a good place to live? For over 200 years, our prosperity and liberty were the envy of much of the world. But our prosperity is inseparable from our liberty. Take away our freedom of speech, religion and enterprise, and America would be neither free nor prosperous.

Unique among nations of the modern world, the United States was literally *conceived in liberty*. The guiding philosophy of Thomas Jefferson, George Washington, Benjamin Franklin, George Mason and our other Founding Fathers was the *inalienable rights* of the individual. As our Declaration of Independence states,

*We hold these truths to be self-evident, that all men are created equal, that they are endowed by their Creator with certain unalienable rights, that among these are Life, Liberty and the Pursuit of Happiness; and that to secure these rights, Governments are instituted among Men, deriving their just powers from the consent of the governed. That whenever any Form of government becomes destructive of these ends, it is the Right of the People to alter or abolish it.*

America's Founders had witnessed horrible demonstrations of the power of unlimited government: destructive taxation, forcible invasions of homes by government agents, interference with free trade, government spying on citizens, corruption and debasement of the legal system, imprisonment and murder of dissenters, and government destruction of churches. To avoid such evils in this country, the Constitution and Bill of Rights (the first ten Amendments) were created, as strict limitations on the power of government.

The Bill of Rights protects our freedom of speech, press, religion, and assembly. It guarantees our right to keep and bear arms. It prohibits unreasonable search and seizure. It guarantees due process in a court of law, a speedy hearing, and trial by jury. It prohibits excessive bail, fines and punishment. And most important, the Bill of Rights guarantees that rights not explicitly granted to the government, are reserved to us as individuals.

Our Founding Fathers believed that to avoid the evils of corrupt and tyrannical government, the power of government should be limited to protecting citizens from domestic and foreign aggressors. Government was regarded as a moral policeman, stopping force and fraud whenever possible, and otherwise leaving citizens alone to live their lives in peace. Today, 200 years after its passage, the Bill of Rights remains the supreme law of the land, and neither Congress, nor the Supreme Court, nor the President have the *moral* or *legal* right to ignore it.

Sadly, government now has strayed very far from the original vision of limited powers. Today there is no aspect of our lives -- public or private -- that government regards as exempt from its jurisdiction and control. Government now seizes over half our incomes in taxes; regulates every aspect of trade and commerce; censors books, movies and art; scrutinizes our business records and bank accounts; confiscates our guns; taps our telephones and reads our mail; dictates wages and working conditions; regulates our sex lives; and imposes fines and imprisonment without due process of law.

The vision of government as the servant of the people, rather than their master, has been lost.

Here are some examples of how the Bill of Rights is being destroyed:

### Amendment One . . . *Freedom of speech, press, religion, and assembly*

In the name of "national security", government employees are being censored for life. To combat pornography, federal and state governments have imprisoned musicians, seized the entire contents of bookstores and video rental outlets, and have even prosecuted museums and art galleries. To fight drugs, a growing list of communities are enacting curfews and "anti-loitering" laws. To ensure government control of education, church schools have been padlocked. There are now over 350 "anti-obscenity" bills pending in 46 states. Freedom of speech, press, religion, and assembly are under siege.

**Government "compassion" requires the victimization of someone else.**

**Mcbureau of Prisons- now over 1 million served.**



## **Amendment Two . . .**

### ***Right to keep and bear arms***

This right is gradually being destroyed as a growing number of states and communities enact ever more repressive gun control legislation. In the summer of 1990 New Jersey made criminals of over 200,000 of its citizens with the stroke of a pen by banning many popular sporting rifles. As violent crime grows, U.S. citizens need the means to defend themselves more than ever, yet we are being legally disarmed.

## **Amendment Three . . .**

### ***Quartering of troops in private homes***

The government doesn't quarter troops in our homes, but it does destroy our privacy by wiretapping our telephones, seizing business records and keeping extensive files on most citizens.

## **Amendment Four . . .**

### ***Protection from unreasonable search and seizure***

Recent Supreme Court decisions have given the police nearly unlimited power to search houses, businesses and cars -- in many cases without a warrant. In Florida, courts have refused to stop police from boarding buses, blocking exits and searching passengers. RICO laws and "anti-drug" laws have given government the power to seize all of an individual's or company's assets without indictment or trial. Strip-searching persons arrested for even minor traffic violations is becoming more and more common. Courts and legislatures now consider virtually any government search and seizure "reasonable".

## **Amendment Five . . .**

### ***Due Process and Grand Juries***

The Founding Fathers believed that no one should be indicted without a hearing. Today the IRS can seize your bank account, the Coast Guard can take your boat, and the welfare authorities can take away your children, without any hearing or indictment by a Grand Jury. Increasingly, fundamental legal restraints on the power of government agencies are being abandoned.

## **Amendment Six . . .**

### ***Right to a speedy trial and court procedures***

The United States has adopted the totalitarian practice of imprisoning defendants for long periods before trial. As a growing list of personal behavior and technical errors are criminalized, the court system is being impossibly overloaded. It now takes years before most serious cases ever get to trial. The growing power of prosecutors, and government seizure of attorneys' fees, are destroying the ability of those accused to defend themselves.

## **Amendment Seven . . .**

### ***Right to trial by jury***

Less than 3% of persons criminally indicted now get a trial. The threat of lengthy pre-trial detention and asset forfeiture force many innocent people to plead guilty. Legislation is now pending to substitute administrative judges controlled by the Executive Branch for most trials by jury.

## **Amendment Eight . . .**

### ***Prohibition against excessive bail, fines and punishment***

By calling penalties "civil" rather than "criminal", government can seize all of your assets without trial or any other form of legal proceeding. Bail is being abolished for many crimes, including crimes that didn't even exist ten years ago, such as "money-laundering". Punishments are becoming increasingly harsh. Teenagers are getting years or decades in prison for minor drug offenses. Businessmen are receiving long prison sentences for technical violations of incomprehensible tax laws and securities regulations. Ordinary citizens are being imprisoned for possession of banned literature, guns, and even medicines.

## **Amendment Nine . . .**

### ***Rights reserved to the individual***

The Constitution and Bill of Rights were intended as strict restrictions on government power. Those powers not explicitly granted to government were retained by the individual. Today the Constitution has been stood on its head. Courts are now saying anything the government wants to do is permissible, unless explicitly prohibited by the Constitution. Government now has nearly unlimited power, and the American people are losing control of their own properties, lives and destinies.

## **Amendment Ten . . .**

### ***Powers not granted the Federal Government***

Power has shifted from the individual to the state, and from the states to the federal government. Federal aid to states has meant federal control of States. By including the entire economy under "interstate commerce", the Supreme Court has given the Federal Government control over every aspect of society.

It IS as bad as is and they ARE out to get you.

## READ THE RIOTING ON THE WALL DEPT.

### DIY BULLETIN BOARD

Here we going to share a couple of tips, ideas, and other snippets of useful information we came across that didn't fit in any other section nor was large enough to have an article of its own, but useful enough to be mentioned nevertheless.

#### HOMEMADE WASHING MACHINE-

An emergency improvised washing machine can be made by using a five gallon compound bucket, cutting a hole in its lid, and adding a toilet plunger to the bucket. One simply adds clothes, detergent, water; then closes the lid, pumps for several minutes, and pours out soapy water. Afterwards do several rinse cycles the same way minus the detergent and the clothes are ready to dry.

#### IMPROVISED FLARE FROM MILK CARTONS-

Take several pieces of papers, light them, and hold the carton upside down until wax catches fire. Turn the carton right side up and set it down. It should last about 7-8 minutes. Also on a different note, a 35mm film can crammed with vaseline coated cotton balls or a piece of steel wool make excellent fire-makers.

#### METHOD FOR MAILING FREE LETTERS-

Instead of putting a stamp on the mail, rubber stamp instead 'FREE MATTER FOR THE BLIND' then drop it in any blue federal post box.

#### GOOD DUMPSTER DIVERS FOR CARDERS-

Looking through the trash of places of car rentals, finance offices, real estate brokers, and furniture stores are good places to find credit card carbons which can be used to order free shit.

#### IDEAS ON CONCEALED WEAPON CARRY-

Some nice spots for hiding a small caliber pistol include a vest pocket, a cut out wallet for derringers, or a small holster with a neck chain. More interestingly some Jamaican posses like hiding small .22's in their dreadlocks or you could try making one of those spring loaded arm bands like used in the movie 'Taxi Driver'. Some companies also sell sheathes for knives that can be put behind your belt, around your neck, or around your arm. You could also sew in yourself a sheath inside your shirt or thick suspenders.

#### SOME MORE IMPROVISED WEAPON IDEAS-

- \*\* Sharpened points on the arms of sunglasses
- \*\* A squirt gun filled with ammonia, acid, or the extract of the plants Solanums, Belladonna, Henbane, and Mandrake (some wiccan lady taught us that one!).
- \*\* Porcelain containers filled with caustic potash or pulverized volcanic glass and pumice.
- \*\* Hollowed out canes or flutes with blades, chains, hooks, or weights inside.
- \*\* Here's an interesting one and a favorite of felons fearing that door knock from the warrant squad. It's known as the Carolina Pancake- a mixture of lye and cooked in a pan constantly kept hot, if someone knocked on the door and gave the wrong answer back the 'pancake' would probably end up in their face!!
- \*\* Some homegirls we'd knew in high school used to put razors in their braids. In the event of a 'catfight' if the opponent tried the hair pulling trick they usually resulted in getting a hand full of nasty wounds.

#### TEMPORARY FINGERPRINT DISGUIISING-

The method is called dermabrasion of the skin with (in this case) a drum sander. This will remove the ridges on the top layers of the skin resulting in smooth fingerprints. This is not permanent as the ridges will grow back within a few weeks.

**EARTH IS THE INSANE ASYLUM FOR THE UNIVERSE**



#### ON GATHERING NATIONAL IDENTIFIERS-

A national identifier is a piece of information that ensure the positive ID of a person. Three exist in this country- full name, social security number (SSN), and date of birth. The SSN is used by as a serial number by law by the U.S. armed forces, IRS, passport office, federal employment agencies, and welfare offices. Other possible sources include licensing records from the secretary of state office, driver license abstracts, voter registrars from local board of elections, court records; applications for jobs, loans, or housing, income tax headings, and discarded personal records (health insurance bills or canceled checks in the trash). Also information brokers are a big help in this area. A date of a birth many times can be gotten by simply asking the person (try asking 'What's your sign?' haha) because most people think nothing of it. Barring that DMV/ Voter records, military registers, or church baptismal registers (the Mormons keep a gigantic one over 100 million people worldwide are in it and it ain't just Mormons in it I'd bet). On a off note, if you ever want find out if someone's been to Federal Prison call 202-307-3126- the Federal Bureau of Prisons inmate locator service. Give them a name and they will tell you the conviction (if there was one), the sentence, and the prison it was served in. Another off note to get someones credit history shop for a used car or apply for instant credit over the phone in their name. To get a passport record send a name, date of birth, and an Freedom of Information Act (FOIA) request to Passport Services, FOIA, US Dept. Of State, Washington, DC 20423. This is a good piece of information to have if you're investigating someone as it will have their full name, date/place of birth, social security number, parent's names, address, and driver's license number (if one).

#### SOME TIPS ON IMPROVING WEAPONS-

On our rifles with wooden stocks we spray paint them flat black plus attach a mirror to the end of the stock (this is a SWAT team tactic) so you can look around a corner without sticking your head out. Now, I know some dummy out there is going to ask, 'Well, what do you do if your mirror gets shot?'. Well, genius you buy a new fucking mirror and thank whatever ugly gods you worship it wasn't your fucking head! If you have an automatic pistol clip extensions and painting the sights a light color (maybe even luminous paint) make good ideas.

#### CHEAP SURVIVAL KIT COMPONENTS-

- \*\*FISHING COMPONENT- This can be made for under \$5 with a pillbottle (which can double as a floater), 50' of fishing line, 10 hooks, a couple of lead sinkers, and some dry lures made from either yellow foam ear plugs, bird feathers, orange or red yarn pieces or pieces of colored shoelace.
- \*\*FIRST AID COMPONENT- This is compact and will cover 90% of anything that will need attention unless you're in a war. It has 1 roll of safety tape, ointment, Ibuprofen, scissors, and gauze pads. Also sanitary napkins and tampons make excellent bandages.
- \*\*FIRESTARTING COMPONENT- Simply a bic lighter, a candle, and some vaseline coated cotton balls.

#### QUICK AND DIRTY HOMEBREW-

Mix in a large churn 4 1/2 gal. of warm water and 2 cakes of yeast. Stir well, then add 1 can of your favorite malt and 5 lbs. of sugar. After stirring thoroughly, cover with cheesecloth tied with string across top of churn. Leave it in a warm place 72 hours and then bottle the mix leaving the caps loose for a week.

Only after the last tree has been cut down,  
Only after the last river has been poisoned,  
Only after the last fish has been caught,  
Only then will you find that money can not be eaten.  
-- Cree Indian Prophecy

IN A THIRD WORLD NATION, DON'T DRINK THE WATER.  
IN A FIRST WORLD NATION, DON'T BREATHE THE AIR.

## SEARCH AND EMPLOY DEPT.

### SURVIVAL SOURCES

This is just a sample of the nice stuff I get in the mail.

American Eagle Publications, Inc. P.O. Box 1507, Show Low, AZ 85901- This is a must for anyone into the hacker scene. It features books and CD-ROM's pertaining to mostly computer viruses (they're big on this one), encryption, digital cash, copy protected software, and even a couple on the investigative uses of computers. As for the CD-ROM's- one word sums them up 'Subversive!'. There's one called 'Outlaws of the Wild West' which boasts a 400+ megabyte collection of viruses, virus creators, trojan horses, and technical files of these programs. Just the type of stuff that'll get you a lot of years in a nice federal pen if you got caught using it.

Hagenow Laboratories, Inc., 1302 Washington Street, Manitowoc, WI 54220- They sell chemicals and lab apparatus. It's mostly your usual equipment like beakers, flasks, and other glassware plus some more to find shit like bacteriological culture media (I wonder you could use that for... heh heh). The chemicals has shit useful to the garage pyrotechnics or low explosive maker.

C. Crane Company, 558 10<sup>th</sup> Street, Fortuna, CA 95540-2530- They're a communication equipment supplier, featuring radios for regular AM/FM, shortwave, scanning, CB band, and even DBS satellite and weather monitoring equipment. An interesting product in the back of the catalog if you have a extra \$700 around is a product called Vidian that turns your computer into a videophone. Short of that their prices are decent for the budget minded survivalist.

Northwest International, 1005 N First Street, Yakima, WA 98901- We first noticed them in a small business magazine with an ad stating 'Crime Pays'. We called and told them we had store in the 'Bad part of the Bronx' so they sent us some info pronto. Basically they offer personnel defense products like pepper sprays, alarms, tasers, and stunguns at wholesale prices. They had a stungun for \$20- can't get much cheaper than that!

Emergency Essentials, 165 S. Mountains Way Dr., Orem, UT 84058-5119. If they live in flood, hurricane, tornado, or earthquake country and even if you don't (I was in California when El Nino happened- that shit ain't no joke!) this is a good place to find emergency food stocks, water storing, ready made bug-out kits and other disaster relief supplies. Some interesting shit they sell include a clothes washer that doesn't use electricity and an electronic earthquake detector.

All Electronics Corporation, 905 S. Vermont Avenue, Los Angeles, CA 90006- If you tinker with electronics or build your own circuits this a good source for surplus electronic parts. They sell everything just like Radio Shack except cheaper. Most shit we see use for except the mini-pinhole video camera for \$150 (it's great for spying as its less than 2 square inches wide)- so cheap it's scary.

Shomer-Tec Inc., Box 28070, Bellingham, WA 98228- These guys are a law enforcement supplier selling all the nice stuff that the Man likes to use on people like us such as tear gas grenades, batons, metal detectors, battering rams, lockpicks, riot helmets, icepicks specially made to flatten tires, plus your usual fatigues and army surplus. The surveillance section is pretty impressive with telephone recorders, touch tone decoders, a pen looking wire, voice changer, scramblers, a device that lets you listen in a room AFTER the guy hangs up, disguises including fake facial piercings and dreadlock wigs (scray!). Finally such a massive selection of cop badges and patches I wanted to puke!

**TO DISCOVER THAT ONE DOESN'T KNOW SHIT  
IS THE BEGINNING OF WISDOM**



Universe Radio Inc., 6830 Americana Okwy., Reynoldburg, OH 43068-4113- This amateur radio catalog is so thick (100+ pages) we're surprised they sent it to us for free. They feature a full line of shortwave receivers, scanners, portables, radioteletype decoders, cb's, ham transceivers, marine radios, every sort of antenna accessory you could imagine plus some other shit we wouldn't have the first idea how to use. Definitely for the serious radio hobbyist and if these guys don't have it- it probably illegal, classified, or doesn't exist. They have a separate inventory of used gear supposedly.

Real Goods, 555 Leslie Street, Ukiah, CA 95482-5576- Their catalog is mostly a lot of new age yuppie bullshit like zen alarm clocks and overpriced hemp clothing but if you're into solar energy, making your own furniture, or energy saving there are some good products contained herein.

Butokukai, P.O. Box 430, Cornville, AZ 86325- These guys are a stripped down version of Loompanics and like they have no qualms about selling titles about making your own automatic weapons, silencers, boobytraps, extreme fighting, etc., etc. They even sell lockpick kits, brass knuckles, and videos like 'Concealed Carry Secrets' to go with your book order. The next time you get a testosterone overdose drop 'em a line!

Delta Press, Ltd., P.O. Box 1625 Dept. V38, 215 S. Washington St., El Dorado, AR 71731- Just like Butokukai except they're better since their inventory has more titles on survivalism info and beating the system or maybe worst considering they sell 'The Turner Diaries', an ice scraper that claims it will put 20 stitches in one's head, and Nazi WWII recruitment posters. But the t-shirts and bumper stickers they stock (try 'I'd Rather Be Killing Communists' with the smiley face and bullet between the eyes picture) made me laugh my ass off!

Smoky Mountain Knife Works, P.O. Box 4430, Sevierville, TN 37864- A fifty page catalog of knives, knives, knives, and more knives. It includes pocket knives, swiss army knives, bowie knives, multi-tools, cane swords, samurai swords, conan swords, even a Highlander sword replica, kitchen knives, throwing knives, ninja weapons, butterfly knives, tantos, tomahawks, machetes, Nazi germany SS daggers (shame on them!), and a nice mean 15" knife called 'The Apocalypse'. Put it this way if it got a sharp edge they got it!

Brigade Quartermasters, 1025 Cobb Internation Blvd., Kennesaw, GA 30152- They call themselves the outdoor action gear specialists for extreme adventure, hunting, and law enforcement. No shit-I'd say! Whether you're planning to hike in a rain forest, camp in the arctic, hunt wild boar, bust an armored drug lab or crack house, or take out a bunch of terrorists they seem to have the right tool for the job. Many of this stuff seems for professionals judging from the crazy prices but it gives you a good idea of what's out there so you can find a cheaper place to get it!

Camphor- P.O. Box 700-11, Saddle River, NJ 07458-0700. This hiking/ camping gear outfitter just sent us their winter 240 page catalog. It's sort of a one-stop camping store with reasonable prices. The first half is mostly clothing, tents, sleeping bags, and camp furniture. But in it is a special section for children and a super deal section where items go for up to 80% off the list. Second half gets more into our department more or less climbing gear, backpacks for any purpose (they even got some for dogs (life vests too!)), a large selection of stoves, water-bags, knives, first aid and survival kits, plus bicycling and water gear.

Sportsman Guide- 411 Farwell Avenue, So. St. Paul, MN 55075-0239. These guys put out several catalogs- one for camping, shooting, hunting, government surplus, and christmas season. We only got the last two and christmas is over. So we'll concentrate on the surplus one. It's mostly good deals on gas masks, foreign fatigues, helmets, boots (nice ones too!), bayonets, web gear, cold weather parkas and sleeping bags. Plus a small selection of shooting accessories. Some unique items include a sound powered field phone set and dutch made manual hair clippers.

**GENEPOOLS COULD USE A LITTLE CHLORINE NOW AND THEN**

# VIOLENT ASSAULT

Nitrocellulose (aka- guncotton), it's a easily made and easily detonated explosive. It manufacture is shown below.

## Materials:

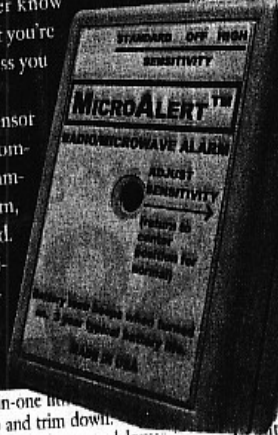
- 70ml Conc. sulfuric acid
- lizeleinc. nitric acid
- 5g Absorbent cotton
- 250ml 1M sodium bicarbonate
- 250ml Beaker
- Ice bath
- Paper towels

Place 250ml beaker in the ice bath, add 70ml sulfuric acid, 30ml nitric acid. Divide cotton into .7g pieces. With tongs, immerse each piece in the acid solution for 1 minute. Next rinse each piece in 3 successive baths of 500ml water. If it bubbles, rinse in water once more until no bubbles occur. Squeeze dry and spread on paper towels to dry overnight.

## Eye Spy

Security isn't just about keeping yourself safe from human intruders; it's also about protecting yourself from machines. Now that wireless video cameras are so small and cheap, you never know where they might crop up. And even if you suspect you're being watched, finding the source is tricky—unless you have the right equipment.

MicroTec's \$259 MicroAlert is a pager-size sensor that vibrates when it detects the frequencies commonly used by observation devices like video cameras. Whether in your own home or in a hotel room, the MicroAlert tells you if you're being watched. Wireless phones and microwave ovens can accidentally set the MicroAlert off, so use its high-low sensitivity switch to reduce false alarms.



Power Rider™  
Machine  
Price \$140.00

New all-in-one line  
fat, tone-up and trim down.  
you a complete exercise and toning

A Dutchman was explaining the red, white, and blue Netherlands flag to an American: "Our flag is symbolic of our taxes," said the Dutchman. "We get red when we talk about them, white when we get our tax bills, and blue after we pay."

The American nodded. "I know what you mean. It's the same in the United States, only we see stars too!"

CAPITALISM ASSUMES YOU CAN WIN THE GAME.  
SOCIALISM ASSUMES YOU CAN BREAK EVEN.  
ANARCHISM ASSUMES YOU CAN QUIT THE STUPID GAME.  
MORAL- YOU CAN'T WIN, YOU CAN'T BREAK EVEN,  
YOU CAN'T EVEN FUCKING QUIT. GIVE UP!!!



## ADVICE

# Detective uses checklist in order to catch shoplifters

DEAR ANN LANDERS: YOU probably received hundreds of angry letters from teenagers complaining about shopkeepers who follow them around in the stores because they suspect them of being shoplifters. I, for one, was very glad to see that letter. I worked briefly as a loss-prevention agent for a major retail chain. While the official corporate policy was to watch everyone, the unofficial guidelines were to watch for the following:

1. People dressed in baggy clothes — shirts and pants.
  2. Anyone wearing a coat or sweatshirt out of season.
  3. Anyone who looks weird — nose rings, strange hair, etc.
  4. Those wearing vulgar T-shirts.
  5. People carrying oversized handbags, shopping bags or backpacks.
  6. Anyone between the ages of 12 and 21, and over 65.
  7. Young women with babies.
  8. Those in groups of three or more.
- Of course, no retailer will admit this, but it's the absolute truth. — An Ex Private Eye in Missouri

## ANN LANDERS




## HUMYN KIND



BORN FREE-  
TAXED TO DEATH



# WHAT DO YOU WANT FOR XMAS?



Of all serious crimes under the law, smuggling... least violates the consciences of men. It is a crime against law and against government, but not against morality. The smuggler robs no man. He buys goods honestly in one market and sells them honestly in another. His offense is against an arbitrary regulation of government.... he simply fails to pay its demands. Many men otherwise honest are unable to see any moral turpitude in smuggling. ...government, in exacting toll, plays the part of the highwayman.

-- The Oregonian, Jan. 21, 1886

DOOM  
12-22-99

## "Not Everyone Has Been Invited to the Party"



Posted 10/09/99 12:12pm by Lucy Sherriff

### Build your own Klingon disruptor

Fancy building your own Klingon Disruptor? An ex-US Navy engineer has done just that for the bargain price of \$500. The gadget fiend has built a 'gun', using readily available hardware, that can disable almost any piece of electronic equipment from 20 feet away.

It consists of a parabolic reflector, a horn antenna and two ignition coils and is powered by a car battery. When the inventor, David Schriener demonstrated his new toy at the Infowar 99 conference in Washington DC, it disrupted the PA system and two nearby PCs, which needed to be reset even after the 'gun' was switched off.

The principle it exploits dates back to Tesla. In essence, the gun shoves a 20 megawatt burst of radio noise through the antenna, which then interferes with nearby electrical equipment, according to US newswire reports.

Schriener said that the demonstrated was intended as a wake up call to the electronics industry. He said he wanted to show that even low budget saboteurs could inflict serious damage. He claims to have built another machine capable of crashing computers, and cars from a distance of 100 feet. That one cost him less than \$300.

Permanent damage is rare, Schriener says, but that is not the point. The computers at the conference worked after re-booting. "But if that happens to be a computer in a tank, or in a piece of medical equipment, how long does it take to reboot?" he asks. "By that time you could be dead." ®



Reach Out And Defraud Ma Bell Dept.

## THE ART OF BEIGE BOXING

When I go traveling I used to carry two phreak boxes for free long distance calls- a red box and a beige box. A red box is a Radio Shack tone dialer altered to make payphone tones which the pay phone mistakes for quarters being dropping in the slot. Red boxing is dead in many area in the U.S. So it's a hit or miss- it might work in North Dakota but it definitely doesn't in Manhattan. However, beige boxes work as long as you can find a phone junction box. The instructions for making one are described ahead.

Simply put a beige box is phreaker jargon for a lineman's handset. There're two ways to getting one. One is to search an unlocked phone company truck which can take a while and give you a one way ticket to country jail. The other is to make one which is fairly easy. To build one, you must understand in the modular jack there are four wires- red, green, yellow, and black. For our purposes only the red (ring) and green (tip) wires concern us, as a lineman's handset only has two clips on it- the ring clip and the tip clip. You will need a touch tone phone with a modular plug, a modular jack, and two large alligator clips (red and green if possible). Take the modular jack and look at the bottom of its casing. There should be a grey jack with four wires leading out of it. To the end of red wire attach a red clip. To the end of the green wire attach a green clip. Now insert the modular plug into the modular jack. That's it!

Now before you can use the beige box. You must know how to attach it to its output device. This device can any of several phone switching boxes that include terminal sets. Many of these switching boxes look like a silver box that you may have seen outside telephone poles, apartment buildings, or larger businesses and attached to telephone lines. To open this box, you need a 7/16 and 3/8 inch nutdriver. These can be bought at any hardware store. With either nutdriver (whichever fits) turn the security bolt 1/8 inch counter-clockwise and open. Once the box is open, you should see a mass of wires connected to terminals. On most boxes, the terminals should be labeled 'T' (tip or if not labeled, it's usually on the left) and 'R' (ring or if not labeled, it's usually on the right). You must attach the red clip of your phone to the 'R' terminal and the green clip to the 'T' terminal. You should hear a dial tone. If you hear nothing, try a another terminal. To find out the number you are using, you need to dial a number known as ANI (automatic number identification). This number will read back the number of the line you are on. ANI numbers vary from area to area, for example the ANI for New York is 958. You will have to find the ANI for your area.

Ok- you're probably thinking 'now that I went through all this trouble, what can I do with this?' Two practical uses for this is dialing free phone calls and eavesdropping. They are more such as blue boxing and other phreaker tricks but this falls out the scope of our interest. Dialing free phone calls is self-explanatory, just use the handset like a regular phone. Eavesdropping is a bit more tricky, when doing this do not be seen or heard. Also, if you hear someone dialing out just simply hang up, wait, and listen in again.

Be aware that all of the above mentioned uses of the beige box are ILLEGAL. Therefore, we recommend you use more than one output device and choose a secluded spot to beige box at. Look for boxes in the day and use them at night if possible. Wearing gloves while using them and having a good excuse for using it if you happen to get caught by some good citizen helps as well.



**Diplomacy is the art of saying 'Nice doggie!'  
.... till you can find a rock!**

